

Course Directors:

Osamu Katoh

Toyohashi Heart Center

Shigeru Saito

Shonan Kamakura General Hospital

Takahiko Suzuki

Toyohashi Heart Center

Hideo Tamai

Shiga Medical Center for Adults

CCT 2004

Complex
Catheter
Therapeutics
2004

Dates **October 21** thu. → **24** sun., 2004

Venue **Kobe International Exhibition Hall
Portopia Hotel**

Main Live Case Venue.

Shiga Medical Center for Adults
Shonan Kamakura General Hospital
Toyohashi Heart Center

Peripheral Live Case Venue.

Kobe City General Hospital
National Cardiovascular Center

Electrophysiology Live Case Venue.

Gunma Prefectural Cardiovascular Center
Shiga Medical Center for Adults
Yokohama Red Cross Hospital

Surgical Live Case Venue.

Takahashi Hospital
Toyohashi Heart Center

Journal

日本心血管インターベンション学会 認定医・指導医 資格更新単位 3点

CCT Website ⇒ <http://www.cct.gr.jp>

Course Directors

Course Directors

Osamu Katoh
Toyohashi Heart Center

Shigeru Saito
Shonan Kamakura General Hospital

Takahiko Suzuki
Toyohashi Heart Center

Hideo Tamai
Shiga Medical Center for Adults

Course Co-Directors

Giancarlo Biamino
Heart Center of Leipzig
Germany

Antonio Colombo
Columbus Hospital Milan
Italy

Run-Lin Gao
Fu Wai Hospital
People's Republic of China

Eberhard Grube
Heart Center Siegburg
Germany

Tomoaki Hinohara
Sequoia Hospital,
Stanford University Medical Center
USA

Spencer B. King III
American Cardiovascular Research
Institute and Emory University
USA

Martin B. Leon
Columbia University, Medical Center
Cardiovascular Research Foundation
USA

Jean Marco
Clinique Pasteur
France

James R. Margolis
Miami International Cardiology Consultants
USA

Marie-Claude Morice
Institut Hospitalier Jacques Cartier
France

Jeffrey W. Moses
Cardiovascular Research Foundation/
Lenox Hill Heart and Vascular Institute
USA

Seung-Jung Park
Asan Medical Center
Korea

Nicolaus J. Reifart
Main Taunus Heart Institute
Germany

Patrick W. Serruys
Thoraxcenter
The Netherlands

Gregg W. Stone
Columbia University, Medical Center
Cardiovascular Research Foundation
USA

Consultant Course Directors

Remo Albiero
Clinica San Rocco di Franciacorta
Italy

Gregory A. Braden
Cardiology Specialists of North Carolina
USA

Maurice Buchbinder
Foundation for Cardiovascular Medicine,
Scripps Memorial Hospital
USA

Kenneth Chin
Pantai Medical Center
Malaysia

Carlo Di Mario
Imperial College, School of Medicine
U.K.

Jean Fajadet
Clinique Pasteur
France

Tian Hai Koh
National Heart Centre
Singapore

Thierry Lefevre
Institut Cardiovasculaire Paris Sud
France

Bernhard Meier
Swiss Cardiovascular Center,
University of Bern
Switzerland

Gary S. Mintz
Cardiovascular Research Foundation/
Lenox Hill Heart and Vascular Institute
USA

Teguh Santoso
Medistra Hospital
Indonesia

Robaayah Zambahari
National Heart Institute Malaysia
Malaysia

Japanese Course Co-Directors

Tadanori Aizawa
The Cardiovascular Institute

Hiroyuki Kurogane
Kurogane Cardiovascular Clinic

Tetsu Yamaguchi
Toranomon Hospital

Course Objectives

The introduction of DES has had a greater impact on our Interventional Cardiology than any single development since the initial clinical application of PCI. In the new "post-restenosis" landscape, we will inevitably see changes in PCI therapeutic strategy, with DES effecting changes in the indications for both PCI and CABG, and revolutionizing the entire spectrum of existing strategies for the treatment of ischemic heart disease. Yet, this is not to say that the current generation of DES and the strategies they are used in are the final word: problematic lesion subsets remain, such as DM, bifurcation lesions, diffuse lesions, CTOs and LMT bifurcation lesions, which will require the development of new strategies to exploit the opportunities now offered by DES.

Today, the direction the CCT should take is not simply to highlight existing best practice in techniques using DES, but must also be to explore the best way to exploit DES to ensure the expansion and standardization of ever more dependable and more complex angioplasty, while instilling and maintaining the energy and drive needed to meet the challenge of the unresolved questions still confronting PCI in the real world.

Recent advances in diagnostic imaging modalities have also sparked a debate about whether DES may be a useful preventative strategy against vulnerable plaques. This clearly is another potential avenue for the CCT to explore.

CCT2004 also sees the introduction of a brand new course component, the Peripheral Intervention Course. We aim to develop and encourage a new field, one we shall call Complex Peripheral Intervention, and with this course, start to tackle the issues this new field is likely to raise. We hope this new course will develop and expand in the same way as our Surgical Course has, since its introduction.

DESの登場は、PCIが臨床応用されて以来の最大インパクトを与えている。すなわち、再狭窄の呪縛から解放されたPCIの治療戦略は必然的に変化し、のみならずPCIやCABGの適応にも影響を与え、虚血性心疾患の治療戦略全体を変えようとしている。しかし、現在のDESやそれを用いた治療方法が最終到達点であり、殆ど全ての病変で再狭窄の難題を克服したであろうか？ DM, bifurcation lesion, diffuse lesion, CTO, bifurcated LMT lesionにおいては現在なお残された課題があり、DESを用いた新たな治療戦略を模索する必要がある。

今日、CCTが向かうべき方向は、DESを用いた安易なPCIの宣伝広告ではなく、より信頼度の高いcomplex angioplastyのstandardizationのためDESを如何に使用するかを模索し、real worldの残された課題に挑戦する姿勢を堅持することであろう。また、新たな画像診断法の進歩によりDESを用いたvulnerable plaqueに対する予防的治療の可能性も議論されつつあり、今後の方向性の一つであろうと考えています。

CCT2004の新たなstepはperipheral intervention courseが新設されたことである。今後、complex peripheral interventionとも言うべき領域の発展・開拓を支援し、ともに挑戦するためであります。既設のsurgical courseと同様共に発展できることを期待しています。

Complex Catheter Therapeutics

Contents

Course Directors	01
Course Objectives	02
Committee and Faculty Members	03
Index	10
Venue	11
Program At a Glance	
- Wed., Oct.20 - Thu., Oct.21	13
- Fri., Oct.22	15
- Sat., Oct.23 - Sun., Oct.24	17
Intervention Program	
- Wed., Oct.20	19
- Thu., Oct.21	20
- Fri., Oct.22	27
- Sat., Oct.23	35
Peripheral Program	41
Electrophysiology Program	42
Surgical Program	43
Co-medical Program	47
Poster Sessions	49
General Information	69
Access Map	70

Committee and Faculty Members

International Faculty Members

Yaron Almagor
Shaare Zedek Medical Center
Israel

Eulogio Garcia
Hospital G. Universitario
Spain

Antoine Lafont
Hopital Europeen Georges Pompidou
France

Robert S. Schwartz
Minnesota Cardiovascular Research
Institute
USA

Hanafi Trisnohadi
Medistra Hospital
Indonesia

Paul Barragan
Centre Hospitalier Prive
Beauregard
France

Junbo Ge
Zhongshan Hospital, Fudan
University
People's Republic of China

Kean Wah Lau
National Heart Centre
Singapore

Ashok Seth
Escorts Heart Institute & Research
Centre
India

Tak-Fu Tse
813 Medical Centre
Hong Kong

Hans Bonnier
Catharina Hospital
The Netherlands

Lars Grip
Shalgreiska University Hospital
Sweden

Michael Lee
Queen Elizabeth Hospital
Hong Kong

Ki-Bae Seung
Kangnam St. Mary's Hospital
Korea

Wasan Udayachalerm
King Chulalongkorn Memorial
Hospital
Thailand

Charles Chan
National Heart Centre
Singapore

Giulio Guagliumi
Ospedali Riuniti di Bergamo
Italy

Yean-Teng Lim
National University Hospital
Singapore

Samin K. Sharma
Mount Sinai Medical Center
USA

Ron Waksman
Washington Hospital Center
USA

Ji Yan Chen
Guangdong Provincial People's Hospital
Institute of Cardiovascular Diseases
People's Republic of China

Richard R. Heuser
St. Joseph's Hospital and Medical Center
USA

Pauliina Margolis
VOLCANO Therapeutics, Inc.
USA

Won-Heum Shim
Severance Hospital, Yonsei University
Hospital
Korea

Chiung-Jen Wu
Kaohsiung Chang Gung Memorial
Hospital
Taiwan, R.O.C.

Jun-Jack Cheng
Shin Kong Wu Ho Su Memorial
Hospital
Taiwan, R.O.C.

Chien-Ming Huang
Cheng-Hsin Medical Center
Taiwan, R.O.C.

Samuel K. Mathew
Apollo Hospitals
India

Eak-Kyun Shin
Gachon Medical College, Gil Medical
Center
Korea

Yue-Jin Yang
Fu Wai Hospital, Chinese
Academy of Medical Sciences
People's Republic of China

Bernard Chevalier
Centre Cardiologique du Nord
France

Jui-Sung Hung
China Medical University Hospital
Taiwan, R.O.C.

David Muller
St. Vincent's Hospital
Australia

Eduardo J. Sousa
Institute Dante Pazzanese of
Cardiology
Brazil

Chia-Yu Chou
Taipei Veterans General Hospital
Taiwan, R.O.C.

Yong Huo
First Hospital Peking University
People's Republic of China

Bruce E. Murphy
Arkansas Heart Hospital
USA

Hans Stoerger
Cardiology Center, Red Cross Hospital
Germany

Marco A. Costa
University of Florida College of
Medicine, Jacksonville
USA

Hweung-Kon Hwang
Sejong General Hospital
Korea

Tuan Quang Nguyen
Vietnam Heart Institute, Bach Mai
Hospital
Vietnam

Harry Suryapranata
Isala Clinics Hospital de
Weezenlanden & Sophia Hospital
The Netherlands

Zhi-Min Du
Sun Yat-Sen University of Medical
Science, First Affiliated Hospital
People's Republic of China

Hsien-Li Kao
National Taiwan University Hospital
Taiwan, R.O.C.

Tejas Madusudan Patel
Sterling Hospital
India

Seung-Jea Tahk
Ajou University School of
Medicine
Korea

Suvabrata Dutta
B.M.Birla Heart Research Center
India

Kee-Sik Kim
Dong-San Hospital
Korea

Mehrdad Rezaee
Stanford University Medical Center
USA

Arthur Tan
Gleneagle Hospital Singapore
Singapore

Peter J. Fitzgerald
Stanford University Medical Center
USA

Richard E. Kuntz
Brigham and Women's Hospital
USA

Campbell Rogers
Brigham and Women's Hospital
USA

Huay Cheem Tan
National University Hospital
Singapore

Milind Gadkari
Grant Medical Foundation, Ruby
Hall Clinic
India

On-Hing Kwok
Hong Kong Sanatorium & Hospital
Hong Kong

Barry Rutherford
Cardiovascular Consultants, P.C.
USA

Damras Tresukosol
Siriraj Hospital
Thailand

Invited Speakers

Didier Blanchard
Clinique St. Gatien
France

Sudhangshu Shekar Chatterjee
Institute of Post Graduate Medical
Education & Research & SSKM Hospital
India

Sum-Kin Leung
Kwong Wah Hospital
Hong Kong

Kirk L. Parr
The Heart Center of Indiana
USA

Min Yao
Fu Wai Hospital, Chinese
Academy of Medical Sciences
People's Republic of China

Chi Kin Chan
Pamela Youde Nethersole
Eastern Hospital
Hong Kong

Bu-Xing Chen
Beijing Electric Power Hospital
People's Republic of China

Tian-Chang Li
Beijing Tong Ren Hospital
People's Republic of China

Shubin Qiao
Fu Wai Hospital
People's Republic of China

Wai-Kwong Chan
United Christian Hospital
Hong Kong

Shao-Bin Jia
Affiliated Hospital of Ningxia
Medical College
People's Republic of China

Prathap Kumar N
Sahakarana Hrudyalaya Hospital
India

Jean-François Surmely
Swiss Cardiovascular
Center Bern, University Hospital
Switzerland

Praveen Chandra
Escorts Heart Institute and
Research Center
India

Dhiman Kahali
BM Birla Heart Research Center
Kolkata
India

Rachman J. Otte
Cardiac Centre Harapan Kita
Indonesia

Tak Sun Tse
Pamela Youde Nethersole
Eastern Hospital
Hong Kong

Alphabetical order
As of October 5, 2004

Course Organizing Committee

赤坂 隆史
川崎医科大学
Takashi Akasaka
Kawasaki Medical School

菊池 文孝
八戸市立市民病院
Fumitaka Kikuchi
Hachinohe City Hospital

角辻 暁
ひんくう総合医療センター
Satoru Sumitsuji
Rinku General Medical Center

西田 育功
高槻会高井病院
Yasunori Nishida
Takai Hospital

松原 徹夫
豊橋ハートセンター
Tetsuo Matsubara
Toyohashi Heart Center

朝倉 靖
慶應義塾大学医学部
Yasushi Asakura
School of Medicine, Keio University

木島 幹博
星総合病院
Mikihiro Kijima
Hoshi Sogo Hospital

田巻 健治
岩手県立中央病院
Kenji Tamaki
Iwate Prefectural Central Hospital

野崎 洋一
北光記念病院
Yoichi Nozaki
Hokko Memorial Hospital

松村 昭彦
亀田総合病院
Akihiko Matsumura
Kameda Medical Center

一色 高明
帝京大学医学部附属病院
Yoshihisa Kinoshita
School of Medicine, Teikyo University

木下 順久
松江市立病院
Masuo Tsuchikane
Matsue City Hospital

土金 悦夫
豊橋ハートセンター
Etsuo Tsuchikane
Toyohashi Heart Center

馬場 雄治
済生会野江病院
Yuji Baba
Saiseikai Noe Hospital

三角 和雄
千葉西総合病院
Kazuo Misumi
Chiba-Nishi General Hospital

伊藤 重範
名古屋市立守山市民病院
Shigenori Ito
Moriyama Municipal Hospital

木村 剛
京都大学医学部附属病院
Takeshi Kimura
School of Medicine, Kyoto University Hospital

中村 茂
京都桂病院
Shigeru Nakamura
Kyoto Katsura Hospital

林 孝俊
兵庫県立姫路循環器病センター
Takatoshi Hayashi
Himeji Cardiovascular Center

宮崎 俊一
国立循環器病センター
Shunichi Miyazaki
National Cardiovascular Center

上田 欽造
洛和会音羽病院
Kinzo Ueda
Rakuwakai Otowa Hospital

許 永勝
滋賀県立成人病センター
Eisho Kyo
Shiga Medical Center for Adults

中村 淳
新東京病院
Sunao Nakamura
New-Tokyo Hospital

平山 治雄
名古屋第二赤十字病院
Haruo Hirayama
Nagoya Daini Red Cross Hospital

山口 浩士
鹿児島共済会南風病院
Hiroshi Yamaguchi
Nanpuh Hospital

小田 弘隆
新潟市民病院
Hirotaka Oda
Niigata City General Hospital

近藤 泰三
小牧市民病院
Taizo Kondo
Komaki City Hospital

中村 正人
東邦大学医学部附属大橋病院
Masato Nakamura
Ohashi Hospital, Toho University

藤井 謙司
桜橋渡辺病院
Kenshi Fujii
Sakurabashi Watanabe Hospital

横井 良明
岸和田徳洲会病院
Yoshiaki Yokoi
Kishiwada Tokushukai Hospital

金谷 法忍
石川県立中央病院
Honin Kanaya
Ishikawa Prefectural Central Hospital

斎藤 穎
日本大学医学部附属板橋病院
Satoshi Saito
School of Medicine, Nihon University

南都 伸介
関西労災病院
Shinsuke Nanto
Kansai Rosai Hospital

舟山 直樹
北海道循環器病院
Naoki Funayama
Hokkaido Circulation Hospital

瓦林 孝彦
東住吉森本病院
Takahiko Kawarabayashi
Higashisumiyoshi Morimoto Hospital

斉藤 太郎
福岡和白病院
Taro Saito
Fukuoka Wajiro Hospital

西川 英郎
山田赤十字病院
Hideo Nishikawa
Yamada Red Cross Hospital

古川 啓三
京都市立病院
Keizo Furukawa
Kyoto City Hospital

Japanese Faculty Members

青木 直人
大和成和病院
Naoto Aoki
Yamato Seiwa Hospital

阿部 亘
わかまフインターベンションクリニック
Wataru Abe
Wakamatsu Intervention Clinic

栗野 孝次郎
三木市民病院
Kojiro Awano
Miki City Hospital

池 信平
大阪臨明館病院
Shinpei Ike
Osaka Gyomeikan Hospital

井上 一郎
広島市民病院
Ichiro Inoue
Hiroshima City Hospital

赤木 秀治
紀南総合病院
Hideharu Akagi
Kinan General Hospital

新井 英和
大隅鹿屋病院
Hidekazu Arai
Ohsumi Kanoya Hospital

安在 貞祐
国立函館病院
Teisuke Anzai
National Hakodate Hospital

池野 文昭
Stanford University
Fumiaki Ikeno
Stanford University

岩崎 孝一郎
心臓病センター-榊原病院
Kohichiro Iwasaki
Cardiovascular Center, Sakakibara Hospital

秋満 忠郁
杉村記念病院
Tadafumi Akimitsu
Sugimura Memorial Hospital

荒川 宏
防衛医科大学校病院
Koh Arakawa
National Defense Medical College

飯田 邦彦
コナ八総合病院
Kunihiko Iida
Yonaha Hospital

井阪 直樹
三重大学医学部附属病院
Naoki Isaka
School of Medicine, Mie University

岩崎 義博
長崎光晴会病院
Yoshihiro Iwasaki
Nagasaki Kohseikai Hospital

朝田 淳
山形県立中央病院
Jun Asada
Itabashi Chuo Medical Center

荒木 隆夫
山形県立中央病院
Takao Araki
Yamagata Prefectural Central Hospital

五十嵐 慶一
北海道社会保険病院
Keichi Igarashi
Hokkaido Social Insurance Hospital

石原 正治
広島市民病院
Masaharu Ishihara
Hiroshima City Hospital

上野 勝己
岐阜市民病院
Katsumi Ueno
Gifu Municipal Hospital

浅野 竜太
日本心臓血圧研究会附属榊原記念病院
Ryuta Asano
Sakakibara Heart Institute

新崎 修
豊見城中央病院
Osamu Arasaki
Tomishiro Chuo Hospital

五十嵐 康己
市立札幌病院
Yasumi Igarashi
Sapporo City General Hospital

石綿 清雄
虎の門病院
Shiro Ishiwata
Toranomon Hospital

上村 史朗
奈良県立医科大学附属病院
Shiro Uemura
Nara Medical University

阿部 充伯
松山市民病院
Mitsunori Abe
Matsuyama Shimin Hospital

有賀 雅和
相澤病院
Masakazu Aruga
Aizawa Hospital

伊刈 裕二
三井記念病院
Yuji Ikari
Mitsui Memorial Hospital

一宮 恵
市立四日市病院
Satoshi Ichimiya
Yokkaichi Municipal Hospital

薄葉 文彦
菊名記念病院
Fumihiko Usuba
Kikuna Memorial Hospital

Committee and Faculty Members

内山 隆史 東京医科大学八王子医療センター Takashi Uchiyama Hachioji Medical Center of Tokyo Medical University	尾崎 行男 藤田保健衛生大学 Yukio Ozaki Fujita Health University	菅 好文 新行橋病院 Yoshifumi Kan Shin-Yukuhashi Hospital	坂井 秀章 ながさき循環器病院 Hideaki Sakai Nagasaki Junkanki Hospital	高岡 順一郎 鹿児島徳洲会病院 Junichiro Takaoka Kagoshima Tokushukai Hospital	鶴見 由起夫 東京女子医科大学 Yukio Tsurumi Tokyo Women's Medical University	林 孝浩 近畿大学医学部 Takahiro Hayashi School of Medicine, Kinki University	藤田 勉 札幌徳洲会病院 Tsutomu Fujita Sapporo Higashi Tokushukai Hospital	松下 豊顯 愛知県立尾張病院 Toyoaki Matsushita Aichi Prefectural Owari Hospital	森田 則彦 松波総合病院 Norihiro Morita Matsunami General Hospital
大井田 史継 高瀬クリニック Akitsugu Oida Takase Clinic	小澤 典行 横浜旭中央総合病院 Noriyuki Ozawa Yokohama Asahi General Central Hospital	上松瀬 勝男 石心会旗山病院 Katsuo Kanmatsuse School of Medicine, Nihon University	桜田 真己 石心会旗山病院 Masami Sakurada Sekishinkai Sayama Hospital	高木 厚 東京女子医科大学 Atsushi Takagi Tokyo Women's Medical University	寺島 充康 三木市民病院 Mitsuyasu Terashima Miki City Hospital	林 優 市立長浜病院 Masaru Hayashi Nagahama City Hospital	藤田 直也 東日本循環器病院 Naoya Fujita Eastern Japan Medical Center	松原 隆夫 富山赤十字病院 Takao Matsubara Toyama Red Cross Hospital	森本 紳一郎 藤田保健衛生大学病院 Shin-ichiro Morimoto Shool of Medicine, Fujita Health University
大倉 宏之 ベルランド総合病院 Hiroyuki Okura Bell Land General Hospital	小塩 信介 岐阜大学医学部附属病院 Shinsuke Ojio School of Medicine, Gifu University	岸 宏一 徳島赤十字病院 Koichi Kishi Tokushima Red Cross Hospital	佐々木 英彦 宮城県立循環器・呼吸器病センター Hidehiko Sasaki Miyagi Cardiovascular and Respiratory Center	鷹津 良樹 兵庫県立尼崎病院 Yoshiki Takatsu Hyogo Prefectural Amagasaki Hospital	土井 修 静岡県立総合病院 Osamu Doi Shizuoka Prefectural General Hospital	早瀬 元也 Massachusetts General Hospital Kazuteru Fujimoto Massachusetts General Hospital	藤本 和輝 国立熊本病院 Kazuteru Fujimoto Kumamoto National Hospital	松原 弘明 京都府立医科大学 Hiroaki Matsubara Kyoto Prefectural University of Medicine	矢坂 義則 公立豊岡病院 Yoshinori Yasaka Toyooka Hospital
大里 和雄 福井循環器病院 Kazuo Ohsato Fukui CardioVascular Center	落合 正彦 昭和大学横浜市北部病院 Masahiko Ochiai Northern Yokohama Hospital, Showa University	北山 道彦 金沢医科大学附属病院 Michihiko Kitayama Kanazawa Medical University	佐田 政隆 東京大学医学部附属病院 Masataka Sata School of Medicine, University of Tokyo	高仲 知永 東西部浜松医療センター Chiei Takanaka Hamamatsu Medical Center	遠山 慎一 神奈川県立安佐市民病院 Shin-ichi Tohyama Kanagawa Cardiovascular and Respiratory Center	原 和弘 三井記念病院 Kazuhiro Hara Mitsui Memorial Hospital	藤原 久義 岐阜大学医学部附属病院 Hisayoshi Fujiwara School of Medicine, Gifu University	松本 久 耳原総合病院 Hisashi Matsumoto Mimihara General Hospital	山下 武廣 心臓血管センター北海道大野病院 Takehiro Yamashita Cardio-vascular Center Hokkaido Ohno Hospital
大島 茂 群馬県立心臓血管センター Shigeru Oshima Gunma Prefectural Cardiovascular Center	風谷 幸男 愛媛県立中央病院 Yukio Kazatani Ehime Prefectural Central Hospital	木村 一雄 横浜市立大学医学部附属市民総合医療センター Kazuo Kimura Yokohama City University Hospital	佐藤 勝彦 北光記念病院 Katsuhiko Sato Hokko Memorial Hospital	高橋 玲比古 高橋病院 Akihiko Takahashi Takahashi Hospital	土手 慶五 広島市立安佐市民病院 Keigo Dote Hiroshima City Asa Hospital	治田 精一 福山循環器病院 Seiichi Haruta Fukuyama Cardiovascular Hospital	堀内 賢二 済生会熊本病院 Kenji Horiuchi Saiseikai Kumamoto Hospital	の場 芳樹 鶴原病院 Yoshiki Matoba Shimabara Hospital	山根 正久 足利赤十字病院 Masahisa Yamane Ashikaga Red Cross Hospital
大城 康一 浦添総合病院 Koichi Oshiro Urasoe General Hospital	櫻田 光夫 国立国際医療センター Mitsuo Kashida International Medical Center of Japan	木村 一生 防衛医科大学校病院 Kazuo Kimura National Defence Medical College	佐藤 匡也 秋田県成人病医療センター Tadayu Sato Akita Medical Center	高山 守正 日本医科大学附属病院 Morimasa Takayama Nippon Medical School	友淵 佳明 和歌山県立医科大学附属病院 Yorihiko Higashino Wakayama Medical University	東野 順彦 東宝塚さとう病院 Yorihiko Higashino Higashi Takarazuka Sato Hospital	堀田 祐紀 石川県立中央病院 Yuhki Horita Ishikawa Prefectural Central Hospital	三木 真司 三菱京都病院 Shinji Miki Mitsubishi Kyoto Hospital	山本 邦彦 聖マリア病院 Kunihiko Yamamoto St. Mary's Hospital
大辻 悟 東宝塚さとう病院 Satoru Otsuji Higashi Takarazuka Sato Hospital	片平 美明 東北厚生年金病院 Yoshiaki Katahira Tohoku Koseinenkin Hospital	久保 一郎 東京都立墨東病院 Ichiro Kubo Metropolitan Bokutou Hospital	佐藤 恭一 高邦会高木病院 Yasukazu Sato Kouhoukai Takagi Hospital	滝澤 明憲 静岡県立静岡病院 Akinori Takizawa Shizuoka City Hospital	中川 義久 京都大学 Yoshihisa Nakagawa Kyoto University	挽地 裕 佐賀大学医学部 Yutaka Hikichi School of Medicine, Saga University	本江 純子 東京大学医学部附属病院 Junko Honye University of Tokyo	水野 杏一 日本医科大学附属千葉北総病院 Kyoichi Mizuno Nippon Medical School, Chiba Hokusoh Hospital	山本 慎吾 鶴見西口病院 Shingo Yamamoto Tsurumi Nishiguchi Hospital
大畑 和義 甲府共立病院 Kazuyoshi Ohata Kofu Kyoritsu Hospital	勝木 孝明 自治医科大学附属病院 Takaaki Katsuki Jichi Medical School	鎌 啓司 仁会高槻病院 Keiji Kurogane Aijinkai Takatsuki General Hospital	塩出 宣雄 松江赤十字病院 Nobuo Shiode Matsue Red Cross Hospital	立石 順 朗源会大塚病院 Jun Tateishi Ookuma Hospital	中村 夏樹 新別府病院 Natsuki Nakamura Shinbeppu Hospital	日比野 剛 岐阜県立多治見病院 Takeshi Hibino Gifu Prefectural Tajimi Hospital	本田 英彦 仙台厚生病院 Hidehiko Honda Sendai Kosei Hospital	道下 一朗 横浜栄共済病院 Ichiro Michishita Yokohama Sakae Kyosai Hospital	山本 博昭 長野中央病院 Hiroaki Yamamoto Nagano Chuo Hospital
大村 延博 自治医科大学大宮医療センター Nobuhiro Ohmura Omija Medical Center, Jichi Medical School	加藤 敦 山台オープン病院 Atsushi Kato Sendai Open Hospital	小岩屋 靖 宮崎大学医学部 Yasushi Koikawa Faculty of Medicine, Miyazaki University	志手 淳也 神戸大学 Junya Shite Kobe University	堅山 仁根 大阪明徳病院 Hitone Tateyama Osaka Gyomeikan Hospital	西野 雅巳 大阪労災病院 Mitsugu Hirokami Osaka Rosai Hospital	廣上 貢 手稲深仁会病院 Mitsugu Hirokami Teine Keijinkai Hospital	本多 康浩 Stanford University Medical Center Yasuhiro Honda Stanford University Medical Center	美濃地 忠彦 益田赤十字病院 Tadahiko Minoji Masuda Red Cross Hospital	山本 義人 帝京大学医学部附属病院 Yoshito Yamamoto Teikyo University Hospital
大和 眞史 諏訪赤十字病院 Mafumi Owa Suwa Red Cross Hospital	加藤 健一 横浜労災病院 Kenichi Kato Yokohama Rosai Hospital	上妻 謙 帝京大学医学部附属病院 Ken Kozuma School of Medicine, Teikyo University	柴田 剛徳 宮崎市医師会病院 Yoshisato Shibata Miyazaki Medical Association Hospital	田中 慎司 湘南鎌倉総合病院 Shinji Tanaka Shonan Kamakura General Hospital	西山 敦 山田赤十字病院 Atsushi Nishiyama Yamada Red Cross Hospital	廣坂 朗 太田総合病院附属太田西ノ内病院 Akira Hirotsuka Ohta General Hospital Foundation, Ohta Nishinouchi Hospital	前原 晶子 Akiko Maehara Toranomon Hospital	武藤 誠 埼玉県立循環器・呼吸器病センター Makoto Muto Saitama Cardiovascular and Respiratory Center	油井 満 いわき市立総合磐城共立病院 Mitsuru Yui Iwaki Kyouritsu General Hospital
岡田 隆 公立南丹病院 Takashi Okada Nantan General Hospital	加藤 順司 加藤内科循環器科クリニック Junji Katoh Kato Cardiovascular Clinic	小管 邦彦 滋賀県立成人病センター Kunihiko Kosuga Shiga Medical Center for Adults	島田 健永 大阪済済会病院 Kenji Shimada Osaka Ekisaikai Hospital	田中 茂博 公立昭信病院 Takahiro Tanaka Showa General Hospital	野口 祐一 筑波メディカルセンター病院 Yuichi Noguchi Tsukuba Medical Center Hospital	弘永 潔 原三信病院 Kiyoshi Hironaga Harasanshin Hospital	本多 康浩 Stanford University Medical Center Yasuhiro Honda Stanford University Medical Center	村上 博文 埼玉東部循環器病院 Hirofumi Murakami Saitama Eastern Cardiovascular Hospital	山本 義人 国立療養所豊橋東病院 Koichi Yokoya National Toyohashi Higashi Hospital
緒方 康博 熊本赤十字病院 Yasuhiro Ogata Japanese Red Cross Kumamoto Hospital	加藤 晴美 島根大学医学部 Harumi Katoh School of Medicine, Shimane University	小林 亨 中村クリニック Tohru Kobayashi Nakamura Clinic	下山 晶樹 鳥取大学医学部附属病院 Masaki Shimoyama School of Medicine, Tottori University	田中 信大 東京医科大学 Nobuhiro Tanaka Tokyo Medical University	野崎 英二 岩手県立中央病院 Eiji Nozaki Iwate Prefectural Central Hospital	福田 恵一 慶應義塾大学医学部 Keiichi Fukuda School of Medicine, Keio University	本多 康浩 Stanford University Medical Center Yasuhiro Honda Stanford University Medical Center	村松 俊哉 川崎市社会保険病院 Toshiya Muramatsu Kawasaki Social Insurance Hospital	吉野 秀朗 杏林大学医学部附属病院 Hideaki Yoshino School of Medicine, Kyorin University
岡部 正明 立川総合病院 Masaaki Okabe Tachikawa General Hospital	神谷 春雄 名古屋第一赤十字病院 Haruo Kamiya Nagoya Daiichi Red Cross Hospital	小林 欣夫 千葉大学医学部附属病院 Yoshio Kobayashi Chiba University Hospital	白井 和之 福岡大学病院 Kazuyuki Shirai Fukuoka University Hospital	田中 信行 大津市民病院 Nobuyuki Tanaka Otsu Municipal Hospital	野村 雅則 藤田保健衛生大学第二教育病院 Masanori Nomura Fujita Health University, The 2nd Hospital	福田 貢 八尾徳洲会総合病院 Kou Fukuda Yao Tokushukai General Hospital	前原 晶子 Akiko Maehara Toranomon Hospital	武藤 誠 埼玉県立循環器・呼吸器病センター Makoto Muto Saitama Cardiovascular and Respiratory Center	油井 満 いわき市立総合磐城共立病院 Mitsuru Yui Iwaki Kyouritsu General Hospital
岡本 光師 広島県立広島病院 Mitsunori Okamoto Hiroshima Prefectural Hospital	川井 和哉 近森病院 Kazuya Kawai Chikamori Hospital	小宮山 伸之 埼玉医科大学 Nobuyuki Komiyama Saitama Medical School	白坂 明広 近誠会病院 Akihiro Shirasaka Iseikai Hospital	田辺 健吾 三井記念病院 Kengo Tanabe Mitsui Memorial Hospital	羽田 哲也 京都九条病院 Tetsuya Hata Kyoto Kujo Hospital	福田 昇 日本大学医学部 Noboru Fukuda School of Medicine, Nihon University	松浦 泰彦 医真会八尾総合病院 Yasuhiro Matsuura Ishinkai Yao General Hospital	森下 豊顯 埼玉東部循環器病院 Hirofumi Murakami Saitama Eastern Cardiovascular Hospital	山本 博昭 長野中央病院 Hiroaki Yamamoto Nagano Chuo Hospital
岡山 英樹 喜多医師会病院 Hideki Okayama Kitaishikai Hospital	川崎 友裕 新古賀病院 Tomohiro Kawasaki Shin-Koga Hospital	齋藤 雅彦 上野中央総合病院 Masahiko Saito Ageo Central General Hospital	瀬尾 俊彦 済生会中津病院 Toshihiko Seo Osaka Nakatsu Saiseikai Hospital	津村 泰弘 はなぶさ・つむらクリニック Shuichi Hamasaki Hanabusa・Tsumura Clinic	濱崎 秀一 鹿児島大学附属病院 Yasuhiro Tsumura Kagoshima University Hospital	福富 達也 名古屋市立大学 Tatsuya Fukutomi Medical School, Nagoya City University	前原 晶子 Akiko Maehara Toranomon Hospital	松岡 宏 愛媛県立今治病院 Hiroshi Matsuo Ehime Prefectural Imabari Hospital	吉野 秀朗 杏林大学医学部附属病院 Hideaki Yoshino School of Medicine, Kyorin University
於久 幸治 国立病院長崎医療センター Koji Oku National Nagasaki Medical Center	川野 成夫 桜橋渡辺病院 Shigeo Kawano Sakurabashi Watanabe Hospital	酒井 和好 公産陶生病院 Kazuyoshi Sakai Tosei General Hospital	関谷 達人 国立愛媛病院 Michihito Sekiya Ehime National Hospital	剣田 昌伸 藤元早鈴病院 Masanori Tsurugida Fujimoto Hayasuzu Hospital	濱寄 裕司 昭和大学医学部 Yuji Hamazaki School of Medicine, Showa University	藤田 保 岡村記念病院 Tamotsu Fujita Okamura Memorial Hospital	前原 晶子 Akiko Maehara Toranomon Hospital	森下 豊顯 埼玉東部循環器病院 Hirofumi Murakami Saitama Eastern Cardiovascular Hospital	油井 満 いわき市立総合磐城共立病院 Mitsuru Yui Iwaki Kyouritsu General Hospital

Committee and Faculty Members

Surgical Course Organizing Committee

大川 育秀
豊橋ハートセンター
Yasuhide Okawa
Toyohashi Heart Center

米田 正始
京都大学医学部
Masashi Komeda
Kyoto University

南淵 明宏
大和成和病院
Akihiro Nabuchi
Yamato Seiwa Hospital

Advisory Committee

天野 篤
順天堂大学医学部
Atsushi Amano
School of Medicine, Juntendo University

道井 洋吏
心臓血管センター北海道大野病院
Hirosato Doi
Cardiovascular Center, Hokkaido Ohno Hospital

渡邊 剛
金沢大学医学部
Go Watanabe
Kanazawa University

岡林 均
小倉記念病院
Hitoshi Okabayashi
Kokura Memorial Hospital

夜久 均
京都府立医科大学
Hitoshi Yaku
Kyoto Prefectural University of Medicine

International Faculty Member

Jen-Ping Chang
Chang Gung Memorial Hospital
Taiwan, R.O.C

Faculty Members

浅井 徹
滋賀医科大学
Tohru Asai
Shiga University of Medical Science

菊池 洋一
国立病院機構帯広病院
Yoichi Kikuchi
National Obihiro Hospital

高梨 秀一郎
日本心臓血圧研究会附属神原記念病院
Shuichiro Takanashi
Sakakibara Heart Institute

東上 震一
岸和田徳洲会病院
Shin-ichi Higashie
Kishiwada Tokushukai Hospital

磯村 正
葉山ハートセンター
Tadashi Isomura
Hayama Heart Center

腰地 孝昭
熊本中央病院
Takaaki Koshiji
Kumamoto Central Hospital

高橋 賢二
青森市民病院
Kenji Takahashi
Aomori Municipal Hospital

樋上 哲哉
島根大学医学部
Tetsuya Higami
School of Medicine, Shimane University

伊藤 敏明
名古屋第一赤十字病院
Toshiaki Ito
Japanese Red Cross Nagoya First Hospital

小宮 達彦
倉敷中央病院
Tatsuhiko Komiya
Kurashiki Central Hospital

高橋 政夫
平塚共済病院
Masao Takahashi
Hiratsuka Kyosai Hospital

藤松 利浩
相澤病院
Toshihiro Fujimatsu
Aizawa Hospital

大北 裕
神戸大学医学部
Yutaka Okita
Kobe University

島倉 唯行
福山循環器病院
Tadayuki Shimakura
Fukuyama Cardiovascular Hospital

田代 忠
福岡大病院
Tadashi Tashiro
School of Medicine, Fukuoka University

向原 伸彦
兵庫県立姫路循環器病センター
Nobuhiko Mukohara
Himeji Cardiovascular Center

小坂 真一
大和成和病院
Shin-ichi Osaka
Yamato Seiwa Hospital

島本 光臣
静岡市立静岡病院
Mitsuomi Shimamoto
Shizuoka City Hospital

種本 和雄
川崎医科大学
Kazuo Tanemoto
Kawasaki Medical School

吉田 成彦
新葛飾病院
Shigehiko Yoshida
Shin Katsushika Hospital

勝間田 敬弘
大阪医科大学
Takahiro Katsumata
Osaka Medical College

須磨 久善
葉山ハートセンター
Hisayoshi Suma
Hayama Heart Center

新浪 博
順天堂大学医学部
Hiroshi Niinami
School of Medicine, Juntendo University

Peripheral Course Organizing Committee

坂井 信幸
神戸市立中央市民病院
Nobuyuki Sakai
Kobe City General Hospital

田中 良一
国立循環器病センター
Ryoichi Tanaka
National Cardiovascular Center

横井 宏佳
小倉記念病院
Hiroyoshi Yokoi
Kokura Memorial Hospital

横井 良明
岸和田徳洲会病院
Yoshiaki Yokoi
Kishiwada Tokushukai Hospital

Advisers

井上 寛治
康生会武田病院
Kanji Inoue
Takeda Hospital

吉川 公彦
奈良県立医科大学附属病院
Kimihiro Kichikawa
Nara Medical University

滝 和郎
三重大学医学部附属病院
Waro Taki
Mie University School of Medicine

松尾 汎
松尾循環器科クリニック
Hiroshi Matsuo
Matsuo Cardiovascular Clinic

大北 裕
神戸大学医学部
Yutaka Okita
Kobe University

栗林 幸夫
慶應義塾大学医学部
Sachio Kuribayashi
Keio University School of Medicine

永田 泉
長崎大学医学部附属病院
Izumi Nagata
Nagasaki University Medical School

International Faculty Member

Zainal Muttaqin
Diponegoro University
Indonesia

Faculty Members

飯原 弘二
三井記念病院
Koji Iihara
National Cardiovascular Center

桑山 直也
富山医科薬科大学医学部附属病院
Naoya Kuwayama
Toyama Medical & Pharmaceutical University

中村 茂
京都桂病院
Shigeru Nakamura
Kyoto Katsura Hospital

東浦 渉
奈良県立医科大学附属病院
Wataru Higashiura
Nara Medical University

松本 一宏
慶應義塾大学医学部
Kazuhiro Matsumoto
Keio University School of Medicine

伊苅 裕二
三井記念病院
Yuji Ikari
Mitsui Memorial Hospital

古森 公浩
名古屋大学
Kimihiro Komori
Nagoya University Graduate School of Medicine

中村 正人
東邦大学医学部附属大橋病院
Masato Nakamura
Ohashi Hospital, Toho University

瓢子 敏夫
医療法人医仁会中村記念病院
Toshio Hyogo
Nakamura Memorial Hospital

宮下 裕介
湘南鎌倉総合病院
Yusuke Miyashita
Shonan Kamakura General Hospital

稲永 隆
国立循環器病センター
Takashi Inenaga
National Cardiovascular Center

阪口 昇二
奈良県立医科大学附属病院
Shoji Sakaguchi
Nara Medical University

西上 和宏
国立循環器病センター
Kazuhiro Nishigami
National Cardiovascular Center

兵頭 明夫
琉球大学医学部
Akio Hyodo
University of the Ryukyus

宮地 茂
名古屋大学医学部附属病院
Shigeru Miyachi
Nagoya University Hospital

上田 欽造
洛和会音羽病院
Kinzo Ueda
Rakuwakai Otowa Hospital

佐藤 浩一
徳島大学病院
Koichi Satoh
University of Tokushima

根本 繁
虎の門病院
Shigeru Nemoto
Toranomon Hospital

平井 伸彦
広島大学医学部
Nobuhiko Hirai
Hiroshima University Faculty of Medicine

宮本 明
田村外科病院
Akira Miyamoto
Tamura Surgery Hospital

江面 正幸
東北大学
Masayuki Ezura
Tohoku University

杉生 憲志
岡山大学医学部附属病院
Kenji Sugiu
Okayama University Medical School

野田 浩
弘前大学医学部附属病院
Hiroshi Noda
Hirosaki University School of Medicine

福田 哲也
兵庫県立姫路循環器病センター
Tetsuya Fukuda
Hyogo Brain and Heart Center at Himeji

村尾 健一
国立循環器病センター
Kenichi Murao
National Cardiovascular Center

川野 成夫
桜橋渡辺病院
Shigeo Kawano
Sakurabashi Watanabe Hospital

田中 慎司
湘南鎌倉総合病院
Shinji Tanaka
Shonan Kamakura General Hospital

橋本 統
慶應義塾大学医学部
Subaru Hashimoto
Keio University School of Medicine

藤中 俊之
大阪大学医学部
Toshiyuki Fujinaka
Osaka University Medical School

村松 俊哉
川崎社会保険病院
Toshiya Muramatsu
Kawasaki Social Insurance Hospital

草場 宏靖
田主丸中央病院
Hiroyasu Kusaba
Tanushimaru Central Hospital

知久 正明
国立循環器病センター
Masaaki Chiku
National Cardiovascular Center

林 富貴雄
国立循環器病センター
Tokio Hayashi
National Cardiovascular Center

細川 博昭
独立行政法人国立病院機構豊橋東病院
Hiroaki Hosokawa
National Hospital Organization
Toyohashi Higashi National Hospital

吉村 紳一
岐阜大学医学部
Shinichi Yoshimura
Gifu University

熊倉 久夫
北関東循環器病院
Hisao Kumakura
Kitakanto Cardiovascular Hospital

寺田 友昭
和歌山県立医科大学
Tomoaki Terada
Wakayama Medical University

東 将浩
国立循環器病センター
Masahiro Higashi
National Cardiovascular Center

松丸 祐司
筑波大学医学部附属病院
Yuji Matsumaru
University of Tsukuba

Committee and Faculty Members

Electrophysiology Course Organizing Committee

相原 直彦
国立循環器病センター
Naohiko Aihara
National Cardiovascular Center

池口 滋
滋賀県立成人病センター
Shigeru Ikeguchi
Shiga Medical Center for Adults

沖重 薫
横浜赤十字病院
Kaoru Okishige
Yokohama Red Cross Hospital

内藤 滋人
群馬県立心臓血管センター
Shigeto Naito
Gunma Prefectural Cardiovascular Center

Co-medical Faculty Members

相田 伸二
京都大学医学部附属病院
Shinji Aida
Kyoto University Hospital

木下 博子
岸和田徳洲会病院
Hiroko Kinoshita
Kishiwada Tokushukai Hospital

佐藤 真也
星総合病院
Shinya Sato
Hoshi Sogo Hospital

永井 洋子
小倉記念病院
Yoko Nagai
Kokura Memorial Hospital

峯澤 忍
豊橋ハートセンター
Shinobu Minezawa
Toyohashi Heart Center

赤松 俊二
康生会武田病院
Shunji Akamatsu
Takeda Hospital

木下 昌樹
岡崎市民病院
Masaki Kinoshita
Okazaki City Hospital

佐藤 政春
星総合病院
Masaharu Sato
Hoshi Sogo Hospital

中山 美恵子
桜橋渡辺病院
Mieko Nakayama
Sakurabashi Watanabe Hospital

御代田 由美子
星総合病院
Yumiko Miyota
Hoshi Sogo Hospital

荒居 広明
心臓血管研究所付属病院
Hiroaki Arai
The Cardiovascular Institute

木本 久子
富山医科薬科大学附属病院
Hisako Kimoto
Toyama Medical and Pharmaceutical University Hospital

島袋 朋子
湘南鎌倉総合病院
Tomoko Shimabukuro
Shonan Kamakura General Hospital

永山 義弘
太田総合病院付属太田西の内病院
Yoshihiro Nagayama
Ohta General Hospital Foundation, Ohta Nishinouchi Hospital

迎山 加奈
桜橋渡辺病院
Kana Mukaiyama
Sakurabashi Watanabe Hospital

出光 康造
済生会中津病院
Kozo Idemitsu
Osaka Nakatsu Saiseikai Hospital

清本 昌義
大阪警察病院
Masayoshi Kiyomoto
Osaka Police Hospital

杉浦 武治
豊橋ハートセンター
Takeharu Sugiura
Toyohashi Heart Center

鯨井 秀之
健康連大阪中央病院
Hideyuki Namazui
Kenporen Osaka Central Hospital

守屋 元
大和成和病院
Hajime Moriya
Yamato Seiwa Hospital

稲田 毅
豊橋ハートセンター
Tsuyoshi Inada
Toyohashi Heart Center

黒瀬 圭子
山田赤十字病院
Keiko Kurose
Yamada Red Cross Hospital

添田 信之
星総合病院
Nobuyuki Soeda
Hoshi Sogo Hospital

西本 加月香
滋賀県立成人病センター
Kazuka Nishimoto
Shiga Medical Center for Adults

八木 美枝子
滋賀県立成人病センター
Mieko Yagi
Shiga Medical Center for Adults

植木 ちず
小倉記念病院
Chizu Ueki
Kokura Memorial Hospital

黒光 弘幸
京都府立医科大学附属病院
Hiroyuki Kuromitsu
Kyoto Prefectural University of Medicine

高橋 裕一
新東京病院
Yuichi Takahashi
New Tokyo Hospital

納口 英次
心臓血管研究所附属病院
Eiji Nouguchi
The Cardiovascular Institute

山口 敏和
京都桂病院
Toshikazu Yamaguchi
Kyoto Katsura Hospital

上野 ひとみ
滋賀県立成人病センター
Hitomi Ueno
Shiga Medical Center for Adults

小早川 香樹
滋賀県立成人病センター
Kozyu Kobayakawa
Shiga Medical Center for Adults

竹内 正人
仁愛会浦添総合病院
Masato Takeuchi
Urasoe General Hospital

日向 一代
葉山ハートセンター
Kazuyo Hyuga
Hayama Heart Center

渡辺 清美
京都桂病院
Kiyomi Watanabe
Kyoto Katsura Hospital

大石 景子
国立病院長崎医療センター
Keiko Oishi
National Nagasaki Medical Center

小松 良司
仙台徳洲会病院
Ryoji Komatsu
Sendai Tokushukai Hospital

谷口 慎二
三木市立三木市民病院
Shinji Taniguchi
Miki City Hospital

平田 和也
北海道社会保険病院
Kazuya Hirata
Hokkaido Social Insurance Hospital

太田 友子
滋賀医科大学附属病院
Tomoko Ota
Shiga University of Medical Science

小味 昌憲
熊本大学医学部附属病院
Masanori Komi
Kumamoto University Hospital

谷口 美智子
桜橋渡辺病院
Michiko Taniguchi
Sakurabashi Watanabe Hospital

藤田 光広
川崎社会保険病院
Mitsuhiro Fujita
Kawasaki Social Insurance Hospital

影山 陽子
星総合病院
Youko Kageyama
Hoshi Sogo Hospital

小山 順子
豊橋ハートセンター
Junko Koyama
Toyohashi Heart Center

辻井 正人
山田赤十字病院
Masato Tsujii
Yamada Red Cross Hospital

三上 剛人
市立札幌病院
Takehito Mikami
Sapporo City General Hospital

鹿島 裕
島根大学附属病院
Yu Kashima
Shimane University Hospital

佐藤 景二
静岡市立静岡病院
Keiji Sato
Shizuoka City Shizuoka Hospital

徳永 政敬
東宝塚さとう病院
Masataka Tokunaga
Higashi Takarazuka Sato Hospital

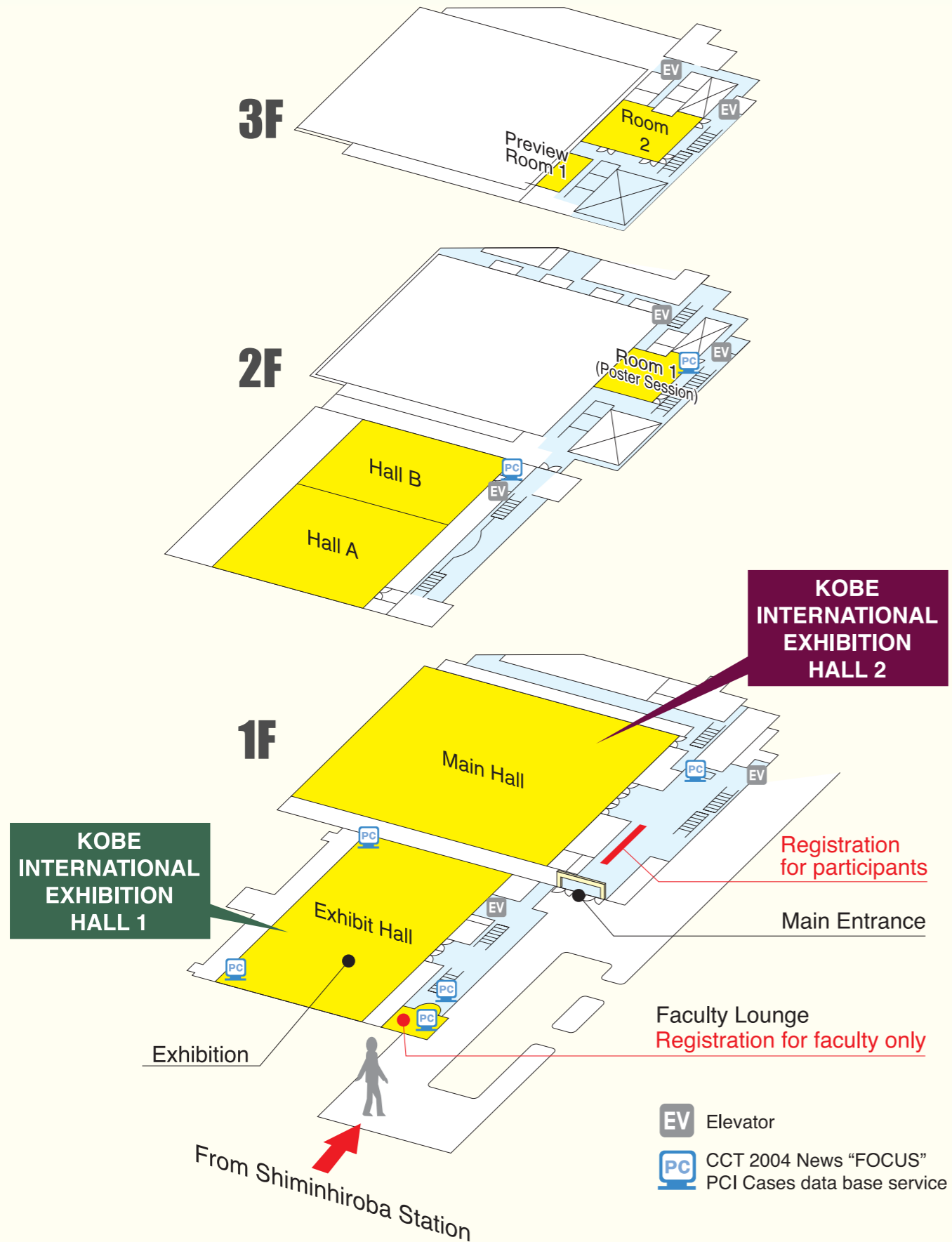
水谷 宏
松山赤十字病院
Hiroshi Mizutani
Matsuyama Red Cross Hospital
(五十音順)
2004年10月5日現在

Index

Live Case Demonstrations	Live Case Demo. 1 - 2 - 3 - 4 Page 20-21 Thu., Oct. 21 / Main Hall Live Case Demo. 5 - 6 - 7 Page 27-28 Fri., Oct. 22 / Main Hall Live Case Demo. 8 - 9 - 10 Page 35-36 Sat., Oct. 23 / Main Hall
Special Focus Lives	Special Focus Live 1 - A role for C.A.S. (Cobalt Alloy Stent): DRIVER in the DES era Page 20 Thu., Oct. 21 / Main Hall Special Focus Live 2 - Cypher for complex cases 1 Page 21 Thu., Oct. 21 / Main Hall Special Focus Live 3 - ■ Tornus for complex cases ■ Alternative stenting strategy Page 27 Fri., Oct. 22 / Main Hall Special Focus Live 4 - Evolution of CTO-PCI technique, Wires? or Imaging guidance? Page 27 Fri., Oct. 22 / Main Hall Special Focus Live 5 - Role of plaque modification in the DES era Page 28 Fri., Oct. 22 / Main Hall Special Focus Live 6 - 64-slice cardiac MSCT and 3D-angiography Live Page 35 Sat., Oct. 23 / Main Hall Special Focus Live 7 - Cypher for complex cases 2 by TRI Page 35 Sat., Oct. 23 / Main Hall Special Focus Live 8 - Is atherectomy in danger of extinction? Page 36 Sat., Oct. 23 / Main Hall
Symposia	LMT club Page 21 Thu., Oct. 21 / Hall B Emerging DES Page 21 Thu., Oct. 21 / Hall B CTO club Page 21 Thu., Oct. 21 / Hall B TRI Club Page 28 Fri., Oct. 22 / Hall B Next generation of imaging modalities Page 28 Fri., Oct. 22 / Hall B Complex PCI with DES Page 37 Sat., Oct. 23 / Hall B
Interventional Technique Forums	Thu., Oct. 21 / Hall B Page 21 Fri., Oct. 22 / Hall B Page 29 Sat., Oct. 23 / Hall B Page 37
Case Presentations	Thu., Oct. 21 / Room 8・9 Page 23-24 Sat., Oct. 23 / Room 8・9 Page 39
International Sessions	Thu., Oct. 21 / Room 7・8 Page 22-23 Fri., Oct. 22 / Room 7・8・9 Page 29-32 Sat., Oct. 23 / Room 7 Page 38
Educational Program	How to start carotid artery stenting for cardiologists Page 28 Fri., Oct. 22 / Hall B
Morning Sessions	Fri., Oct. 22 / Room 7・8・9 Page 33 Sat., Oct. 23 / Room 7・8・9 Page 39
Lunch Time Breakout / Fireside Sessions	Thu., Oct. 21 / Hall B, Room 3 ~ 10 Page 25-26 Fri., Oct. 22 / Room 3 ~ 12 Page 33-34 Sat., Oct. 23 / Room 3 ~ 9 Page 40
Peripheral Program	Thu., Oct. 21 / Hall A Page 41
Electorophysiology Program	Fri., Oct. 22 / Hall A Page 42
Surgical Program	Sat., Oct. 23 ~ Sun., Oct. 24 / Hall A Page 43-46
Co-medical Program	Thu., Oct. 21 ~ Sat., Oct. 23 / Room 2 Page 47-48
Poster Sessions	Thu., Oct. 21 ~ Sat., Oct. 23 / Room 1 Page 49-68

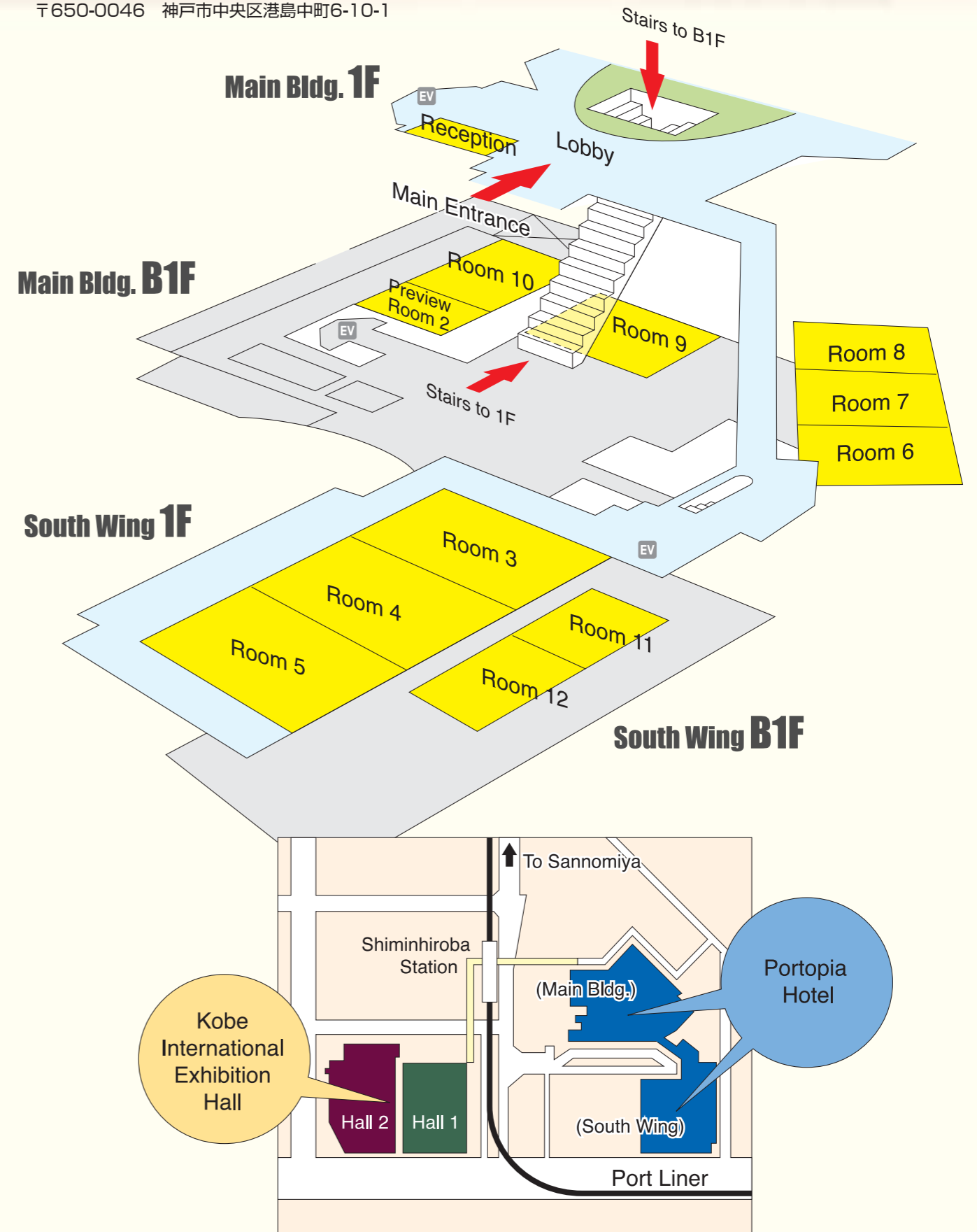
KOBE INTERNATIONAL EXHIBITION HALL 神戸国際展示場

6-11-1 Minatojima-nakamachi, Chuo-ku, Kobe 650-0046, Japan
〒650-0046 神戸市中央区港島中町6-11-1



PORTOPIA HOTEL ポートピアホテル

6-10-1 Minatojima-nakamachi, Chuo-ku, Kobe 650-0046, Japan
〒650-0046 神戸市中央区港島中町6-10-1



Wednesday, October 20

Program at a Glance

English-Japanese interpretation is available.

Venue	Time	8:00	9:00	10:00	11:00	12:00	13:00	14:00	15:00	16:00	17:00	18:00	19:00	20:00
Portopia Hotel	Room 3											Drug-eluting stent strategic conference		
	Room 4-5													CCT Welcome Reception

Thursday, October 21

Kobe International Exhibition Hall 2	Main Hall	1F	LIVE Live Case Demo. 1		LIVE Live Case Demo. 2		SFL 1 A role for C.A.S. (Cobalt Alloy Stent): DRIVER in the DES era		LIVE Live Case Demo. 3		SFL 2 Cypher for complex cases 1		LIVE Live Case Demo. 4			
	Room 1	2F	Co-medical Poster Presentation		Co-medical Digital Poster Sessions		Poster Sessions				Medical Poster Presentation		Medical Digital Poster Sessions			
	Room 2	3F					Co-medical 新しい血管内イメージング		Co-medical PCIに必要な知識		Co-medical 補助循環の基礎と臨床					
Kobe International Exhibition Hall 1	Exhibit Hall	1F	Exhibition													
	Hall A	2F	Peripheral LIVE Live Case Demo.				LS Interventional therapeutics and medication for peripheral arterial disease		Peripheral LIVE Live Case Demo.				The 4th Embolic Protection Meeting			
	Hall B		LMT club		LS Cutting Balloon evolution: Optimizing DES results		Emerging DES		ITF 1 Athrectomy prior to DES		CTO club		FS How should we develop cardiac resynchronization therapy in Japan?			
Portopia Hotel	Room 3	South Wing 1F					LS New insights of polymeric paclitaxel eluting stent - from latest clinical trials and real world registries				FS The proof is in the IVUS					
	Room 4						LS Future cardiac interventional laboratory				FS CTO club international session					
	Room 5						LS DES in diabetics				FS Virtual histology (Volcano IVUS)					
	Room 6	Main Bldg. B1F					LS Atrial fibrillation and ARB									
	Room 7		IS 1 Regenerative therapies		IS 2 Rota/DCA/Cutting balloon prior to DES 1		IS 3 AMI 1 Distal Protection		LS Percutaneous mitral valve replacement from bench to bedside		IS 4 CTO 1 DES for CTO		IS 6 Complication 1 Distal embolism		IS 7 Peripheral Intervention 1	
	Room 8		CP 1 AMI 1		CP 3 CTO 1		CP 5 DES 1		LS Guidant Everolimus DES program and real world DES experience: Experience from Brigham and Women's hospital		IS 5 DES 1 Comparative study		CP 8 Coronary Imaging 1		CP 10 DES 2	
	Room 9		CP 2 LMT		CP 4 IVUS		CP 6 Complication 1		LS IHE-Integrating hospital enterprises -Expanding horizon to cardiology. Digital hospital of future.		CP 7 AMI 2		CP 9 TRI		CP 11 Rota, DCA, Cutting balloon 1	
Room 10					LS Noble treatment of coronary heart disease with ARB											

All the announced details are subject to change.

● SFL / Special Focus Live

● ITF / Interventional Technique Forum ● IS / International Session ● CP / Case Presentation ● LS / Lunch Time Breakout Session ● FS / Fireside Session

Friday, October 22

Program at a Glance

English-Japanese interpretation is available.

Venue		Time	8:00	9:00	10:00	11:00	12:00	13:00	14:00	15:00	16:00	17:00	18:00	19:00	20:00
Kobe International Exhibition Hall 2	Main Hall	1F		LIVE Live Case Demo. 5	LIVE SFL 3 ①Tornus for complex cases ②Alternative stenting strategy				LIVE SFL 4 Evolution of CTO-PCI technique, Wires? or Imaging guidance?	LIVE Live Case Demo. 6	LIVE SFL 5 Role of plaque modification in the DES era	LIVE Live Case Demo. 7			
	Room 1	2F		Co-medical Poster Presentation	Co-medical Digital Poster Sessions	Poster Sessions			Medical Poster Presentation	Medical Digital Poster Sessions					
	Room 2	3F		Co-medical シンポジウム「チーム医療・連携」	Co-medical 新しい放射線システム	LIVE Co-medical コメディカルのためのライブ中継～豊橋ハートセンターカテ室より				Co-medical われらがカテ室の看護師さん -ライブを見て思うこと-					
Kobe International Exhibition Hall 1	Exhibit Hall	1F	Exhibition												
	Hall A	2F	LIVE Electrophysiology Live Case Demo.				LS 肺静脈隔離術のいかなる方法がベストなのか?	LIVE Electrophysiology Live Case Demo.							
	Hall B		How to start carotid artery stenting for cardiologists	TRI club				Next generation of imaging modalities	ITF 2 TRI for complex PCI						
Portopia Hotel	Room 3	South Wing 1F						LS Tornus advanced course					FS OCT Imaging now and in the future		
	Room 4						LS C.A.S. (Cobalt Alloy Stent) vs. 1st generation DES						FS Cypher in day to day clinical practice		
	Room 5						LS Cardiovascular imaging in the near future						FS Biodegradable - Absorbable stent		
	Room 6					LS Cardiac regeneration by cardiac stem cell and blockade of angiotensin system							FS Government approval process for interventional devices in China, Japan and USA		
	Room 7		MS 1 Coronary perforation My best / worst cases	IS 8 DES 2 IVUS follow-up study	IS 11 CTO 2 Wire technique	IS 14 Rota / DCA / Cutting balloon prior to DES 2	LS Complementary stenting strategy in the world - Tsunami indication in DES era -		IS 17 AMI 2 Distal protection	IS 20 AMI 3 DES for AMI	IS 23 OCT (optical coherence tomography)		FS SOMATOM sensation cardiac 64 vs MAGNETOM Avanto cardiac imaging		
	Room 8		MS 2 Distal embolism My best / worst cases	IS 9 DES 4 Miscellaneous	IS 12 Peripheral intervention 2	IS 15 Virtual histology	LS Issues on anti-platelet treatment in patients undergoing PCI		IS 18 DES 3 DES restenosis	IS 21 New coronary imaging modality	IS 24 Complication 2 Coronary perforation				
	Room 9	Main Bldg. B1F	MS 3 Renal dysfunction My best / worst cases	IS 10 LMT	IS 13 New biodegradable stents	IS 16 HCM septal ablation	LS Therapeutic strategies in DES world		IS 19 Bifurcation	IS 22 New generation stent					
	Room 10						LS Prevention of cardiovascular events after PCI in a DES era								
	Room 11	South Wing B1F					LS Aggressive lipid lowering therapy for high-risk patients. From the results of ESTABLISH study								
	Room 12						LS Hospital the future: design to implementation								

Saturday, October 23

Program at a Glance

English-Japanese interpretation is available.

Venue		Time	8:00	9:00	10:00	11:00	12:00	13:00	14:00	15:00	16:00	17:00	18:00	19:00	20:00
Kobe International Exhibition Hall 2	Main Hall	1F	SFL 6 64-slice cardiac MSCT and 3D-angiography Live	LIVE	LIVE	SFL 7 Cypher for complex cases 2 by TRI			SFL 8 Is atherectomy in danger of extinction?	LIVE	LIVE	LIVE			
	Room 1	2F		Co-medical Poster Presentation	Co-medical Digital Poster Sessions	Poster Sessions			Medical Poster Presentation	Medical Digital Poster Sessions					
	Room 2	3F		Co-medical 心臓領域における画像診断	Co-medical コメディカルの知っておきたい知識	Co-medical 外科医からコメディカルへのメッセージ	Co-medical コメディカルの立場からみた低侵襲手術	Co-medical 低侵襲手術と手術室スタッフのかかわり							
Kobe International Exhibition Hall 1	Exhibit Hall	1F	Exhibition <small>*This exhibition would be held in Exhibit Hall (1F) and in the lobby of Hall A (2F).</small>												
	Hall A	2F	MS How to learn, how to verify, individual skill?	Surgical LIVE Surgical Live Demo.1				Luncheon Time Talk	Professional Certification	Surgical LIVE Surgical Live Demo.2			Dinner Conference Putting science into practice		
	Hall B		Complex PCI with DES	ITF 3 LMT bifurcation			ITF 4 Bifurcation lesion								
Portopia Hotel	Room 3	South Wing 1F					LS Regenerative therapies								
	Room 4						LS Recanalization of critical limb ischemia and patients' QOL - International standard and trend from Europe -								
	Room 5														
	Room 6	Main Bldg. B1F					LS Beyond DES "Genous Project"			Japanese InterVention and Ultrasound Study group (J-IVUS)					
	Room 7		MS 4 Complication My best / worst cases	IS 25 CTO 3 New generation devices	IS 26 Peripheral Intervention 3	IS 27 DES 5 Impact on practice / Emerging DES	LS Latest advances in cardio-vascular applications using 16-slice MSCT								
	Room 8		MS 5 Acute coronary syndrome My best / worst cases	CP 12 Peripheral Intervention	CP 14 Rota, DCA, Cutting balloon 2	CP 16 Complication 2	LS Endovascular treatment of peripheral arterial disease using the Excimer Laser								
	Room 9		MS 6 Bifurcation lesion My best / worst cases	CP 13 Coronary Imaging 2	CP 15 AMI 3	CP 17 CTO 2	LS Guidant cobalt chromium stent: Multi-Link Vision®								
	Room 10						LS Proximal occlusion system: Strategy for thrombotic lesions								

Sunday, October 24

*Exhibition would be held in the lobby of Hall A from 9:00-14:30.

Kobe International Exhibition Hall 1	Hall A	2F	MS My personal method of cost containment	Surgical LIVE Surgical Live Demo. 3				Luncheon Time Talk Even the ideal can prompt how to cope	practice lawsuits: with them			
--------------------------------------	--------	----	--	--	--	--	--	---	------------------------------	--	--	--

All the announced details are subject to change.

● MS / Morning Session ● SFL / Special Focus Live ● ITF / Interventional Technique Forum ● IS / International Session ● CP / Case Presentation ● LS / Lunch Time Breakout Session ● FS / Fireside Session

CCT2004 Therapeutics
CCT2004

Thursday, October 21



Main Hall

Live Demonstrations


Wednesday, October 20
Room 315:30-19:30 **Drug-eluting stent strategic conference**

Chairs: Osamu Katoh, Takahiko Suzuki, Hideo Tamai, Takaaki Isshiki, Masato Nakamura, Masahiko Ochiai

Lectures by... Maurice Buchbinder, Giulio Guagliumi, Takaaki Isshiki, Michael Lee, Yean-Teng Lim, Gary S. Mintz, Robert S. Schwartz, Samin K. Sharma, Gregg W. Stone

Co-sponsored by Boston Scientific Japan K.K.

**CCT 2004
-WELCOME RECEPTION-**
at the **Portopia hotel**
Room 4.5**Wednesday, October 20, 20:00~**

Enjoy the very special evening in Kobe

**CCT 2004 News "FOCUS"
PCI Cases Data Base Service**
PCI case summaries presented at CCT 2004 can be viewed on the Web site (URL: <http://mediasitelive2004/focus>), accessible from computers at the seven Internet Corners at the venue.

* Check available cases on the main screen.

The Internet Corners are set up at seven locations.8:00-18:00 **Shiga Medical Center for Adults** Coordinated by Hideo Tamai

Operators: Hideo Tamai, Takatoshi Hayashi, Eisho Kyo, Yasunori Nishida, Akitsugu Oida, Kinzo Ueda, Hiroshi Yamaguchi

IVUS Commentators: Akiko Maehara, Gary S. Mintz, Yoichi Nozaki

8:00-9:30 **Forsyth Medical Center (USA)** Coordinated by Gregory A. Braden

Operators: Gregory A. Braden, Patrick A. Hall

16:30-18:00 **Clinique Pasteur (France)** Coordinated by Jean Marco

Operators: Jean Marco, Bruno Farah

Special Lectures on...

- 8:00-12:00
- Directions in pharmacologic and device-based approaches for primary angioplasty Gregg W. Stone
 - The use of radiofrequency energy and guide-wire systems directed by Optical Coherence Reflectometry (OCR) to traverse Chronic Total Occlusions (CTOs); Predictors of success Richard R. Heuser
 - Real world paradigm for identifying vulnerable plaques and vulnerable patients James R. Margolis
 - The innovation revolution: Next generation DES systems Martin B. Leon
- 13:30-18:00
- Drug-eluting stents: View by IVUS Peter J. Fitzgerald
 - Three-year follow-up of the RAVEL study Jean Fajadet
 - The origin of neointimal myofibroblasts following coronary artery injury Robert S. Schwartz
 - Treatment of unprotected left main coronary stenosis using sirolimus-eluting stent in the current era: A single high volume center experience Paul Barragan

8:00-9:30 **Live Case Demo. 1**

Chairs: Takahiko Suzuki, Shigeru Saito, Martin B. Leon

Commentators: Yorihiro Higashino, Hisashi Matsumoto, Akihiko Matsumura, Tuan Quang Nguyen

9:30-10:30 **Live Case Demo. 2**

Chairs: Osamu Katoh, James R. Margolis, Etsuo Tsuchikane

Commentators: Tamotsu Fujita, Jui-Sung Hung, Taizo Kondo, Tadayo Sato

10:30-12:00 **Special Focus Live 1**■ **A role for C.A.S. (Cobalt Alloy Stent): DRIVER in the DES era**

Chairs: Osamu Katoh, Tian Hai Koh, Shinsuke Nanto

Commentators: Hans Bonnier, Eulogio Garcia, Kohichiro Iwasaki, Bernhard Meier, Toshiya Muramatsu

Co-sponsored by Medtronic Japan Co., Ltd.

13:30-15:00 **Live Case Demo. 3**

Chairs: Takahiko Suzuki, Yasushi Asakura, Gregg W. Stone

Commentators: Eulogio Garcia, Masaharu Ishihara, Takaaki Katsuki, Tian Hai Koh, Masahisa Yamane

Thursday, October 21

 **LIVE**
Main Hall

Live Demonstrations

- 15:00-16:30 **Special Focus Live 2**
■ Cypher for complex cases 1
 Chairs: Takahiko Suzuki, Eberhard Grube, Takaaki Isshiki
 Commentators: Ken Kozuma, Richard E. Kuntz, Sum-Kin Leung, Masato Nakamura
 Co-sponsored by Johnson & Johnson K.K.
- 16:30-18:00 **Live Case Demo. 4**
 Chairs: Shigeru Saito, Hideo Nishikawa, Nicolaus J. Reifart
 Commentators: Maurice Buchbinder, Jean Fajadet, Thierry Lefevre, Hideaki Sakai, Yoshinori Yasaka

Symposia

 **Hall B**

- 10:30-12:00 **■ LMT club**
 Chairs: Takahiko Suzuki, Yasushi Asakura
 • Which technique for the distal LM stenosis? Bernard Chevalier
 • To be announced Mariko Ehara (Toyohashi Heart Center)
 • Sirolimus-eluting stent implantation for unprotected left main coronary artery stenosis: Comparison with bare metal stent implantation Seung-Jung Park
 • Medium term follow-up of drug-eluting stents in left main bifurcation stenosis Teguh Santoso
 • Strategy for LMT bifurcation in DES era Etsuo Tsuchikane
- 13:30-15:00 **■ Emerging DES**
 Chairs: Ken Kozuma, Nicolaus J. Reifart
 • Stealth trial initial results: First human implantation experience of a DES utilizing a new rapamycin derivative anti-restenosis compound "Biolimus A9" engineered specifically for use on coronary stents. Eberhard Grube
 • First Human Experience with Angiopeptin-Eluting Stent: A Quantitative Coronary Angiography and Three-Dimensional Intravascular Ultrasound Study On-Hing Kwok
 • Endeavour 1 and 2 trials: ABT-578 drug-eluting stents David Muller
 • Local drug delivery for restenosis and complex lesions - Preliminary results Nicolaus J. Reifart
 • EPC capture coating stent Patrick W. Serruys
 • Cilostazol coating stent Etsuo Tsuchikane
- 16:30-18:00 **■ CTO club**
 Chairs: James R. Margolis, Etsuo Tsuchikane
 • How to train a CTO operator: From beginner to member of the CTO club Nicolaus J. Reifart
 • IVUS / OCT guidance, CROSSER system Osamu Katoh
 • CTO the Catharina approach, results and long-term follow-up Hans Bonnier
 • The use of optical coherent reflectometry (OCR) with radiofrequency energy to treat total occlusion of peripheral arteries: The results of the GRIP study (guided radiofrequency in peripheral total occlusions) Richard R. Heuser
 • Lumend (microdissection) Tomoaki Hinohara
 • Open artery theory, fact or fiction Bernhard Meier

Interventional Technique Forum

 **Hall B**

- 15:00-16:30 **Interventional Technique Forum 1**
■ Atherectomy prior to DES
 Chairs: Remo Albiero, Keiichi Igarashi
Panelists: Remo Albiero, Maurice Buchbinder, Mikihiro Kijima, Etsuo Tsuchikane

International Sessions



- 9:00-10:00 **International Session 1** **Room 7**
■ Regenerative therapies
 Chairs: Mehrdad Rezaee, Satoshi Saito
 Commentators: Keiichi Fukuda, Hiroaki Matsubara, Masanori Nomura, Hideaki Yoshino
 • Regenerative therapies Robert S. Schwartz
 • Development of a novel strategy of regenerative therapy for ischemic heart diseases Noboru Fukuda
 • Catheter-based stem cell therapy in AMI Junbo Ge
 • Cell transplantation for myocardial engineering Mehrdad Rezaee
- 10:00-11:00 **International Session 2**
■ Rota / DCA / Cutting balloon prior to DES 1
 Chairs: Yasumi Igarashi, Robaayah Zambahari
 Commentators: Ryuta Asano, Yuichi Noguchi, Min Yao, Kiyomichi Yoshimaru
 • Role of modification in the era of drug-eluting stents Eulogio Garcia
 • Role of minimal traumatic rotablator in the era of DES Tsutomu Fujita
 • DCA prior to DES for bifurcation lesion Yasumi Igarashi
 • The role of rotational atherectomy in the current DES era Robaayah Zambahari
- 11:00-12:00 **International Session 3**
■ AMI 1: Distal protection
 Chairs: Takaaki Isshiki, Hans Stoerger
 Commentators: Didier Blanchard, Kazuhiro Hara, Hirofumi Murakami, Huay Cheem Tan, Shingo Yamamoto
 • Final EMERALD results and future directions Gregg W. Stone
 • To be announced Tetsuo Matsubara
 • Mechanical removal of thrombus in acute myocardial infarction-distal protection and thrombectomy devices Hans Stoerger
 • AMI primary PCIs adjunctive with PercuSurge GuardWire protection vs. Gp IIb / IIIa inhibitor (Tirofiban) Chiung-Jen Wu
- 15:00-16:00 **International Session 4**
■ CTO 1: DES for CTO
 Chairs: Sunao Nakamura, Teguh Santoso
 Commentators: Didier Blanchard, Toyooki Matsushita, Rachman J. Otte, Kenji Wagatsuma, Kouki Watanabe
 • Drug-eluting stent for CTO: Does length stenosis influence outcome? Teguh Santoso
 • Outcome after PCI for CTO, serial angiographies after 6 and 12 months Lars Grip
 • Safety and efficiency of Cypher™ in PCI of chronic total occlusion (SECCTO) Hweung-Kon Hwang
 • Impact of sirolimus-eluting stents on the outcome of patients with chronic total occlusion : Multicenter registry in Asia Sunao Nakamura
- 15:00-16:00 **International Session 5** **Room 8**
■ DES 1: Comparative study
 Chairs: Jui-Sung Hung, Hanafi Trisnohadi
 Commentators: Hidekazu Arai, Junji Katoh, Koichi Oshiro, Harry Suryapranata
 • Comparison between Cypher and Taxus Won-Heum Shim
 • A comparative analysis of paclitaxel and sirolimus-eluting stents in the real world Eak-Kyun Shin
 • Drug-eluting stents: A comparison of the different stents Huay Cheem Tan
 • Siriraj Taxus registry, the real world experience Damras Tresukosol

Thursday, October 21

International Sessions



- 16:00-17:00 International Session 6 **Room 7**
■ Complication 1: Distal embolism
 Chairs: Bernard Chevalier, Kenshi Fujii
 Commentators: Osamu Arasaki, Chi Kin Chan, Suvabrata Dutta, Katsutoshi Makino
 • Management of distal embolization with aspiration devices Bernard Chevalier
 • Risk and treatment after PCI Kenshi Fujii
 • Technical pearl of rotablator to prevent flow complications Kazuo Misumi
 • No reflow after stenting non-thrombotic lesion in patients with acute myocardial infarction Yue-Jin Yang
- 17:00-18:00 International Session 7
■ Peripheral Intervention 1
 Chair: Hsien-Li Kao, Tomoaki Terada
 Commentators: Kazuyoshi Ohata, Satoru Otsuji, Akihiro Shirasaka, Jun Tateishi
 • Carotid stenting with protection devices Hsien-Li Kao
 • Extracranial carotid artery stenting with vs. without distal protection Eak-Kyun Shin
 • Carotid stenting for complicated lesions Tomoaki Terada

Case Presentations



- 9:00-10:00 Case Presentation 1 **Room 8**
■ AMI 1
 Chairs: Lars Grip, Masahiko Saito
 Commentators: Kazuya Kawai, Keiji Kurogane, Akihiko Takahashi, Kouki Watanabe, Masahisa Yamane
Presentations by... Osamu Arasaki, Naoya Fujita, Hiroyuki Okura, Hanafi Trisnohadi
- 10:00-11:00 Case Presentation 3
■ CTO 1
 Chairs: Hweung-Kon Hwang, Kenji Tamaki
 Commentators: Keigo Dote, Kazuo Kimura (National Defense Medical College), Koichi Kishi, Yasuhiro Tsumura, Yoshito Yamamoto,
Presentations by... Sudhangshu Shekar Chaterjee, Kiyoshi Hironaga, Yoshiaki Katahira, Noriyuki Ozawa
- 11:00-12:00 Case Presentation 5
■ DES 1
 Chairs: On-Hing Kwok, Yukio Tsurumi
 Commentators: Takeshi Hibino, Haruo Kamiya, Yasushi Koiwaya, Shinsuke Ojio, Masami Sakurada
Presentations by... Fumiaki Ikeno, Kean Wah Lau, Sunao Nakamura, Kazuyuki Shirai
- 16:00-17:00 Case Presentation 8
■ Coronary Imaging 1
 Chairs: Michael Lee, Masami Sakurada
 Commentators: Tadayo Sato, Akihiko Takahashi, Junichiro Takaoka, Tak Sun Tse, Hideaki Yoshino
Presentations by... Hiroshi Matsuoka, Hideki Okayama, Jean-François Surmely, Atsushi Takagi

- 17:00-18:00 Case Presentation 10
■ DES 2
 Chairs: Kee-Sik Kim, Kenji Wagatsuma
 Commentators: Takashi Akasaka, Kazuhiro Hara, Yasuhiro Tsumura
Presentations by... Yong Huo, Masaaki Okabe, Ki-Bae Seung, Kengo Tanabe

- 9:00-10:00 Case Presentation 2 **Room 9**
■ LMT
 Chairs: Milind Gadkari, Jun Tateishi
 Commentators: Jun Asada, Shigenori Ito, Atsushi Nishiyama, Takashi Uchiyama
Presentations by... Paul Barragan, Koji Oku, Makoto Suzuki, Shinji Tanaka
- 10:00-11:00 Case Presentation 4
■ IVUS
 Chairs: Nobuyuki Komiyama, Kenei Shimada
 Commentators: Junko Honye, Motomaru Masutani, Hitoshi Matsuo, Mitsuyasu Terashima
Presentations by... Kojiro Awano, Shigeru Nakamura, Hidehiko Sasaki, Nobuhiro Tanaka
- 11:00-12:00 Case Presentation 6
■ Complication 1
 Chairs: Mafumi Owa, Yue-Jin Yang
 Commentators: Mitsunori Abe, Teisuke Anzai, Michihiko Kitayama, Yasukazu Sato, Hitone Tateyama
Presentations by... Suvabrata Dutta, Chien-Ming Huang, Honin Kanaya, Michihito Sekiya
- 14:30-16:00 Case Presentation 7
■ AMI 2
 Chairs: Takahiko Kawarabayashi, Eduardo J. Sousa
 Commentators: Mitsugu Hirokami, Yuhki Horita, Tadahiko Minoji, Kazuyuki Shirai, Shinji Tanaka
Presentations by... Yoshihiro Iwasaki, Yasuhiro Mori, Tuan Quang Nguyen, Nobuhiro Ohmura, Chiei Takanaka, Takahiro Tanaka
- 16:00-17:00 Case Presentation 9
■ TRI
 Chairs: Kazuyoshi Ohata, Tejas Madusudan Patel
 Commentators: Yoshifumi Kan, Makoto Muto, Masahiko Saito, Chiung-Jen Wu, Fuminobu Yoshimachi
Presentations by... Shinji Miki, Takashi Okada, Tejas Madusudan Patel, Yasukazu Sato
- 17:00-18:00 Case Presentation 11
■ Rota, DCA, Cutting balloon 1
 Chairs: Takashi Uchiyama, Robaayah Zambahari
 Commentators: Tadafumi Akimitsu, Kou Fukuda, Takahiro Hayashi, Haruo Kamiya
Presentations by... Jun Asada, Junbo Ge, Junji Katoh, Masami Nishino

Thursday, October 21

Lunch Time Breakout Sessions

12:15-13:15

■ **Cutting Balloon evolution: Optimizing DES results**

Hall B

Chairs and Lectures by

Masato Nakamura, Toshiya Muramatsu, Shigeru Nakamura
Co-sponsored by Boston Scientific Japan K.K. / Goodman Co., Ltd.

■ **New insights of polymeric paclitaxel eluting stent - from latest clinical trials and real world registries**

Room 3

Chairs: Osamu Katoh, Hideaki Yoshino
Lectures by... Gregg W. Stone, Giulio Guagliumi

Co-sponsored by Boston Scientific Japan K.K.

■ **Future cardiac interventional laboratory**

Room 4

Chair: Mitsuyasu Terashima
Lecture by... Geert Gijssbers (Philips Medical Systems)

Co-sponsored by Philips Medical Systems

■ **DES in diabetics**

Room 5

Chair: Ken Kozuma
• DES in diabetics - Overall global data
• How to optimize efficacy of DES in diabetics - Corelab experience

Carlo Di Mario
Marco A. Costa
Co-sponsored by Johnson & Johnson K.K.

■ **Atrial fibrillation and ARB**

Room 6

Chair: Kunihiko Hirose (Otsu Redcross Hospital)
Lectures by... Minoru Horie (Shiga University of Medical Science)

Co-sponsored by Banyu Pharmaceutical Co., Ltd.

■ **Percutaneous mitral valve replacement from bench to bedside**

Room 7

Chair: Shin-ichiro Morimoto
• Percutaneous mitral valve repair and replacement: Where we are and where are we going ?
• Percutaneous mitral valve repair

Maurice Buchbinder
Motoya Hayase

■ **Guidant Everolimus DES program and real world DES experience: Experience from Brigham and Women's hospital**

Room 8

Chair: Shigeru Saito
Lecture by... Campbell Rogers

Co-sponsored by Guidant Japan K.K.

■ **IHE-Integrating hospital enterprises ~ Expanding horizon to cardiology. Digital hospital of future**

Room 9

Chair: Haruo Hirayama
Lectures by... Hiroshi Kondo (Tottori University Hospital)
Yutaka Ando (National Institute of Radiological Sciences)

Co-sponsored by Goodman Co., Ltd.

■ **Noble treatment of coronary heart disease with ARB**

Room 10

Chair: Satoshi Saito
Lecture by... Hiroshi Ito (Sakurabashi Watanabe Hospital)

Co-sponsored by Novartis Pharma K.K.

Fireside Sessions

18:15-19:45

■ **How should we develop Cardiac Resynchronization Therapy in Japan?**

Hall B

Chair: Shinsuke Nanto
Commentators: Shigeru Ikeguchi, Shigeru Nakamura
• Current CRT status in Japan & rest of the world Takashi Kurita (National Cardiovascular Center)
• Implanting Techniques Morio Shoda (The Heart Institute Japan, Tokyo Women's Medical University)
• Effect of CRT on heart function & diagnostic approaches Tohru Masuyama (Hyogo College of Medicine)
Co-sponsored by Medtronic Japan Co., Ltd.

■ **The proof is in the IVUS**

Room 3

Chairs: Haruo Hirayama, Junko Honye
• To be announced Yoshiaki Ito (Kawasaki Social Insurance Hospital)
• Stent selection from IVUS findings Jun-ichi Kotani
• Wire manipulation imagining plaque distribution Masahiko Ochiai
• To be announced Satoru Sumitsuji

Co-sponsored by Boston Scientific Japan K.K.

■ **CTO club international session**

Room 4

~CTO: From basic to novel techniques~

Chairs: Nicolaus J. Reifart, Etsuo Tsuchikane
Commentators: Junbo Ge, Michael Lee, Seung-Jea Tahk, Israel Tamari (E. Wolfson Medical Center), Damras Tresukosol
Lectures by... Osamu Katoh, Carlo Di Mario, Hsien-Li Kao, Tian Hai Koh, Gregg W. Stone
Co-sponsored by Asahi Intecc Co., Ltd.

■ **Virtual Histology (Volcano IVUS)**

Room 5

Chair: Takahiko Suzuki
Lectures by... Osamu Katoh, James R. Margolis, Pauliina Margolis, Gary S. Mintz
Co-sponsored by Volcano Therapeutics / Fukuda Denshi Co., Ltd.



LIVE
Main Hall

Live Demonstrations

9:00-18:00 Toyohashi Heart Center Coordinated by Osamu Katoh
 Operators: Osamu Katoh, Yasushi Asakura, Tsutomu Fujita, Keiichi Igarashi, Mikihiro Kijima, Tetsuo Matsubara, Etsuo Tsuchikane
 IVUS Commentators: Jun-ichi Kotani (Kansai Rosai Hospital), Satoru Sumitsuji, Atsushi Takagi

9:00-10:00 Fu Wai Hospital (People's Republic of China) Coordinated by Run-Lin Gao
 Operators: Run-Lin Gao, Ji-Lin Chen, Yue-Jin Yang

17:00-18:00 Apollo Hospitals (India) Coordinated by Samuel K. Mathew
 Operator: Samuel K. Mathew

Special Lectures on...

9:00-12:30 • Latest advances in percutaneous valve therapy Maurice Buchbinder
 • Competitive sirolimus coating Nicolaus J. Reifart
 • Virtual histology Gary S. Mintz

13:30-18:00 • Stenting the femoral artery. Bare metal versus DES versus bio-absorbable stents Giancarlo Biamino
 • New DES - Clinical trial in early stage Eberhard Grube
 • Detection of vulnerable plaque Patrick W. Serruys
 • Renal intervention David Muller
 • Update on PFO closure Bernhard Meier

9:00-10:30 Live Case Demo. 5
 Chairs: Shigeru Saito, Spencer B. King III, Hirotaka Oda
 Commentators: Osamu Doi, Junbo Ge, Shigeo Kawano, Satoru Otsuji, Yoshisato Shibata, Hans Stoerger

10:30-12:30 Special Focus Live 3
■ Tornus for complex cases ■ Alternative stenting strategy
 Chairs: Takahiko Suzuki, Eisho Kyo, Seung-Jung Park
 Commentators: Keigo Dote, Atsushi Kato, Michael Lee, Katsuhiko Sato, Seung-Jea Tahk
 Co-sponsored by Goodman Co., Ltd.

13:30-15:00 Special Focus Live 4
■ Evolution of CTO-PCI technique, Wires? or Imaging guidance?
 Chairs: Takahiko Suzuki, Tomoaki Hinohara, Patrick W. Serruys
 Commentators: Kenneth Chin, Naoki Funayama, Tomohiro Kawasaki, Takayuki Matsuki
 Co-sponsored by Getz Bros. Co., Ltd. - a St. Jude Medical Company

15:00-15:30 Live Case Demo. 6
 Chairs: Hideo Tamai, Haruo Hirayama
 Commentators: Hirotaka Oda, Akinori Takizawa, Damras Tresukosol, Katsumi Ueno, Mitsuru Yui

15:30-17:00 Special Focus Live 5
■ Role of plaque modification in the DES era
 Chairs: Hideo Tamai, Haruo Hirayama
 Commentators: Hirotaka Oda, Akinori Takizawa, Damras Tresukosol, Katsumi Ueno, Mitsuru Yui
 Co-sponsored by Boston Scientific Japan K.K.

17:00-18:00 Live Case Demo. 7
 Chairs: Hideo Tamai, Kenshi Fujii
 Commentators: Yuji Baba, Carlo Di Mario, Kazuo Misumi, Yukio Ozaki, Taro Saito, Ashok Seth

Educational Program


Hall B

9:00-10:30 ■ How to start carotid artery stenting for cardiologists
 Chairs: Yuji Ikari, Nobuyuki Sakai
 • Basic knowledge for carotid artery stenting-anatomy, cerebral blood flow, and stroke therapy Kenji Sugiu
 • Standard procedure of carotid artery stenting Nobuyuki Sakai
 • Management of the patient with carotid artery stenting Toshiyuki Fujinaka
 • Carotid artery stenting for cardiologists Yuji Ikari

Symposia

Hall B

10:30-12:00 ■ TRI club
 Chair: Shigeru Saito
 • Change in the diameter of the radial artery after TRA or TRI Yoshifumi Kan
 • Tips for TRI from our team Motomaru Masutani
 • Better fluoroscopy system in TRI Takashi Okada
 • The strongest guiding catheter back up in TRI Hideaki Sakai

15:00-16:30 ■ Next generation of imaging modalities 
 Chairs: Takahiko Suzuki, Gary S. Mintz
 • OCT Takahiko Suzuki
 • Virtual histology Takahiko Suzuki
 • Arterial plaque evaluation using OCT: A comparison with IVUS and histological findings Takashi Akasaka
 • Tissue characterization from IVUS Junko Honye
 • Virtual histology Gary S. Mintz

Friday, October 22

Interventional Technique Forum

Hall B

16:30-18:00 Interventional Technique Forum 2
■ TRI for complex PCI
 Chair: Shigeru Saito
Panelists: Shigeru Saito, Jean Fajadet, Chiung-Jen Wu

International Sessions



9:00-10:00 International Session 8
■ DES 2: IVUS follow-up study **Room 7**
 Chairs: Chia-Yu Chou, Tian Hai Koh
 Commentators: Giulio Guagliumi, Kunihiko Iida, Hiroyuki Okura, Nobuhiro Tanaka
 • Vascular responses within and adjacent to drug-eluting stents. Insights from novel IVUS analyses. Kengo Tanabe
 • Drug-eluting stents for the treatment of in-stent restenosis: An IVUS perspective Yasuhiro Honda
 • IVUS follow-up study Yoshio Kobayashi
 • Asian Taxus trial with IVUS observation: CGMH Kaohsiung, a single center experience Chiung-Jen Wu

10:00-11:00 International Session 11
■ CTO 2: Wire technique
 Chairs: Haruo Hirayama, James R. Margolis
 Commentators: Lars Grip, Prathap Kumar N, Kazuo Ohsato, Yoshito Yamamoto
 • Coated vs. non-coated wires for CTO James R. Margolis
 • To be announced Haruo Hirayama
 • CTO & complicated situation in the practice Yong Huo
 • Logical analysis of the parallel wire technique with double-bend Conquests Masahiko Ochiai

11:00-12:00 International Session 14
■ Rota / DCA / Cutting balloon prior to DES 2
 Chairs: Yukio Ozaki, Maurice Buchbinder
 Commentators: Bu-Xing Chen, Giulio Guagliumi, Yutaka Hikichi, Noriyuki Ozawa
 • Plaque modification prior to DES Maurice Buchbinder
 • How to use debulking devices prior to DES Yuji Hamazaki
 • Cutting balloon effectiveness as debulking tool prior to DES Taizo Kondo
 • Cutting balloon prior to DES; What we have learned from REDUCE III (IVUS or angiography guided cutting balloon before BMS) Yukio Ozaki

9:00-10:00 International Session 9
■ DES 4: Miscellaneous **Room 8**
 Chairs: Kenshi Fujii, Seung-Jung Park
 Commentators: Shinpei Ike, Nobuhiro Ohmura, Masaaki Okabe, Shubin Qiao, Damras Tresukosol
 • Randomized study of sirolimus-eluting stent implantation versus coronary brachytherapy for diffuse in-stent restenosis Seung-Jung Park
 • Drug-eluting stents; stent designs and their clinical impact Kean Wah Lau
 • Acute stent thrombosis with sirolimus stents Bruce E. Murphy
 • Treatment of in-restenosis with DES Huay Cheem Tan

10:00-11:00 International Session 12
■ Peripheral Intervention 2
 Chairs: Takeshi Kimura, Won-Heum Shim
 Commentators: Shigeru Oshima, Junichiro Takaoka, Masanori Tsurugida, Hiroaki Yamamoto, Takehiro Yamashita
 • How to normalized aortic lumen in type B dissection Won-Heum Shim
 • Renal stenting in accelerated renal failure Yaron Almagor
 • Inoue stent-graft treatment for aortic aneurysm Takeshi Kimura
 • Trans-radial approach renal stenting Chiung-Jen Wu

11:00-12:00 International Session 15
■ Virtual histology
 Chairs: Junko Honye, Gary S. Mintz
 Commentators: Chi Kin Chan, Wai-Kwong Chan, Nobuyuki Komiyama, Kyoichi Mizuno
 • Virtual histology-A technical and clinical update Gary S. Mintz
 • In vivo histopathology; Current status and future direction Paulina Margolis
 • Virtual histology, plaque characterization using radiofrequency data analysis: A critical appraisal Patrick W. Serruys
 • Histopathological correlation between Virtual Histology™ and in vitro atherectomy tissue samples Yoshihiro Takeda(Toyohashi Heart Center)

9:00-10:00 International Session 10
■ LMT **Room 9**
 Chairs: Hideo Tamai, Thierry Lefevre
 Commentators: Yong Huo, Ichiro Kubo, Yasuhiro Mori, Michihito Sekiya, Eak-Kyun Shin
 • DCA for LMT bifurcation lesions Kunihiko Kosuga
 • To be announced Mariko Ehara(Toyohashi Heart Center)
 • PTCA versus CABG in left main stenosis Milind Gadkari
 • DES for unprotected LMCA lesions bifurcation lesions Thierry Lefevre

10:00-11:00 International Session 13
■ New biodegradable stents
 Chairs: David Muller, Ron Waksman
 Commentators: Kenji Horiuchi, Yoshio Kobayashi, Kunihiko Kosuga
 • The Mg stent: From bench to the clinical trials Ron Waksman
 • Bioabsorbable stents, a new breakthrough in interventional cardiology Hans Bonnier
 • To be announced Carlo Di Mario
 • Long-term results of the Igaki-Tamai biodegradable stent Takafumi Tsuji(Shiga Medical Center for Adults)

11:00-12:00 International Session 16
■ HCM septal ablation
 Chairs: Jui-Sung Hung, Morimasa Takayama
 Commentators: Praveen Chandra, Yorihiro Higashino, Tomohiro Sakamoto(Kumamoto University Hospital)
 • Septal coil embolization for septal ablation in HCOM: Preliminary experience Antoine Lafont
 • Alcohol septal ablation in hypertrophic obstructive cardiomyopathy Jui-Sung Hung
 • Serial change of sympathetic activity after percutaneous septal ablation in hypertrophic obstructive cardiomyopathy Hitoshi Matsuo
 • Long-term outcome of alcohol septal ablation for medically refractory patients with HCOM Morimasa Takayama

Oct. 22 Program

I n t e r v e n t i o n

Oct. 22 Program

I n t e r v e n t i o n

International Sessions



14:30-16:00 International Session 17
AMI 2: Distal protection **Room 7**
 Chairs: Barry Rutherford, Kinzo Ueda
 Commentators: Wataru Abe, Praveen Chandra, Milind Gadkari, Kohichiro Iwasaki, Ichiro Michishita
 • Distal protection in AMI - Is it necessary? Barry Rutherford
 • Development of a new filter device for coronary distal protection Takaaki Isshiki
 • Final results of ASPARAGUS study Toshiya Muramatsu
 • Distal protection in primary stenting of AMI Seung-Jea Tahk
 • Japanese registry of GuardWire Plus™ distal protection Kinzo Ueda

16:00-17:00 International Session 20
AMI 3: DES for AMI
 Chairs: Taro Saito, Harry Suryapranata
 Commentators: Naoto Aoki, Tatsuya Fukutomi, Dhiman Kahali, Masaru Morikawa, Hanafi Trisnohadi
 • DES in AMI patients Kee-Sik Kim
 • Restenosis of primary stenting for AMI Jun-Jack Cheng
 • Prediction of cardiac events after primary PCI Tuan Quang Nguyen
 • Updated on facilitated primary PCI Harry Suryapranata

17:00-18:00 International Session 23
OCT (optical coherence tomography)
 Chairs: Takahiko Suzuki, Takashi Akasaka
 Commentators: Tatsuya Fukutomi, Mitsuyasu Terashima, Hiroshi Yamaguchi, Takehiro Yamashita
 • To be announced Takahiko Suzuki
 • Assessment of coronary plaques by OCT; comparison with IVUS and histology Takashi Akasaka
 • Impact of optical coherence tomography on visualizing atherosclerotic plaques in patients with acute coronary syndrome Yoshihiro Takeda (Toyohashi Heart Center)
 • Focal and multi-focal plaque macrophage distributions in patients with acute coronary syndromes Hiroshi Yabushita (School of Medicine, Kinki University)

15:00-16:00 International Session 18
DES 3: DES restenosis **Room 8**
 Chairs: Chien-Ming Huang, Campbell Rogers
 Commentators: Sugao Ishiwata, Norihiko Morita, Mafumi Owa, Wasan Udayachalerm, Min Yao
 • Mechanisms of restenosis in within DES Campbell Rogers
 • Future directions of DES development Campbell Rogers
 • Predictors of long-term outcome following coronary stenting in patients with severe coronary artery disease Chien-Ming Huang
 • DES restenosis Yoshio Kobayashi

16:00-17:00 International Session 21
New generation stent
 Chairs: Yoichi Nozaki, Seung-Jea Tahk
 Commentators: Wai-Kwong Chan, Yukio Kazatani, Koji Oku, Arthur Tan
 • Vision stent - design & clinical outcomes Kirk L. Parr
 • First-in-man experience of "excel", a new sirolimus-eluting stent, in real world cases Teguh Santoso
 • Cobalt alloy stent in small vessel disease Seung-Jea Tahk
 • Drug-eluting biodegradable stent in porcine coronary artery Takafumi Tsuji (Shiga Medical Center for Adults)

17:00-18:00 International Session 24
Complication 2: Coronary perforation
 Chairs: Chia-Yu Chou, Honin Kanaya
 Commentators: Naoya Fujita, Sum-Kin Leung, Hiroshi Matsuoka, Rachman J. Otte
 • Coronary perforation during PCI : How to treat Mikihiro Kijima
 • Coronary perforation after POBA Takashi Okada
 • To be announced Satoru Sumitsuji
 • Complications of PCI: Perforation from thrombectomy & PercuSurge Huay Cheem Tan

15:00-16:00 International Session 19
Bifurcation **Room 9**
 Chairs: Thierry Lefevre, Masahiko Ochiai
 Commentators: Shao-Bin Jia, Yoshiaki Katahira, Harumi Katoh, Takashi Okada
 • Focus on dedicated stents for bifurcations Carlo Di Mario
 • Efficacy of FX minirail balloon in bifurcation lesions Junbo Ge
 • DES for bifurcation lesions Thierry Lefevre
 • Management of non-protected left-main bifurcation without DES Masahiko Ochiai

16:00-17:00 International Session 22
New coronary imaging modality
 Chairs: Bernard Chevalier, Keizo Furukawa
 Commentators: Bu-Xing Chen, Motoya Hayase, Masami Nishino, Nobuo Shiode, Shubin Qiao
 • Rotational coronary angiogram: A new modality Bernard Chevalier
 • 3D coronary imaging Xiaoyan Chen (Siemens AG)
 • EBT for coronary imaging evaluation Zhi-Min Du
 • 3D-angiography / 64 slice MDCT Mariko Ehara (Toyohashi Heart Center)
 • Correlation of CT coronary angiogram and invasive coronary angiogram Michael Lee

Morning Sessions



Morning Session 1
Coronary perforation : My best / worst cases **Room 7**
 Chairs: Hisashi Matsumoto, Kazuo Ohsato
 Presentations by... Koichi Kishi, Hiroshi Matsuoka

Morning Session 2
Distal embolism : My best / worst cases **Room 8**
 Chairs: Haruo Kamiya, Shigeru Oshima
 Presentations by... Haruo Kamiya, Michihiko Kitayama

Morning Session 3
Renal dysfunction : My best / worst cases **Room 9**
 Chairs: Kazuya Kawai, Kazuo Kimura (National Defense Medical College)
 Presentations by... Mitsugu Hirokami, Ichiro Michishita

Friday, October 22

Lunch Time Breakout Sessions 12:30-13:30

■ Tornus advanced course Room 3

Chair: Eisho Kyo
 Lectures by... Mitsunori Abe, Yasumi Igarashi, Yoshifumi Kan
 Co-sponsored by Goodman Co., Ltd.

■ C.A.S. (Cobalt Alloy Stent) vs. 1st generation DES Room 4

Chairs: Kazuo Kimura (Yokohama City University Hospital), Robaayah Zambahari
 Lectures by... David Muller
 To be announced
 Co-sponsored by Medtronic Japan Co., Ltd.

■ Cardiovascular imaging in the near future Room 5

Chair: Kyoichi Mizuno
 • Present status and future of myocardial contrast echocardiography Hiroshi Ito (Sakurabashi Watanabe Hospital)
 • MDCT of coronary artery: Present status and future prospects Sachio Kuribayashi
 Co-sponsored by Nihon Schering K.K.

■ Cardiac regeneration by cardiac stem cell and blockade of angiotensin system Room 6

Chair: Hideo Tamai
 Lecture by... Hiroaki Matsubara
 Co-sponsored by Sankyo Co., Ltd.

■ Complementary stenting strategy in the world -Tsunami indication in DES era- Room 7

Chair: Shinsuke Nanto
 • MATSURI registry final result Didier Blanchard
 • Is DES always necessary? Damras Tresukosol
 • Tsunami case review - My experiences of DES and Tsunami stenting Toshiya Muramatsu
 Co-sponsored by Terumo

■ Issues on anti-platelet treatment in patients undergoing PCI Room 8

Chair: Kinzo Ueda
 Lecture by... Takeshi Kimura
 Co-sponsored by Daiichi Pharmaceutical Co., Ltd.

■ Therapeutic strategies in DES world Room 9

Chair: Hiroshi Yamaguchi
 Lecture by... Kirk L. Parr
 Co-sponsored by Guidant Japan K.K.

■ Prevention of cardiovascular events after PCI in a DES era Room 10

Chair: Katsuo Kanmatsuse
 • Molecular mechanism of plaque progression and destabilization Masataka Sata
 • Coronary artery remodeling and the Renin-Angiotensin system Hidenori Urata (Fukuoka University Chikushi Hospital)
 Co-sponsored by Takeda Pharmaceutical Company Limited

■ Aggressive lipid lowering therapy for high-risk patients. From the results of ESTABLISH study Room 11

Chair: Shin-ichi Tohyama
 Lecture by... Hiroyuki Daida (Juntendo University School of Medicine)
 Co-sponsored by Pfizer

■ Hospital the future: design to implementation Room 12

Chair: Hirofumi Kambara (Shizuoka General Hospital)
 Lecture by... David Veillette (The Indiana Heart Hospital)
 Co-sponsored by GE Yokogawa Medical Systems Ltd.

Fireside Sessions 18:15-19:45

■ OCT Imaging now and in the future Room 3

Chair: Tetsu Yamaguchi
 • Assessment of coronary vessel wall tissue by OCT; Comparison with IVUS findings Takashi Akasaka
 • Is it possible for Optical Coherence Tomography (OCT) to identify features of vulnerable plaques? Yoshihiro Takeda (Toyohashi Heart Center)
 • DES imaging by OCT Eberhard Grube
 • Vulnerable plaque detection by OCT Patrick W. Serruys
 Co-sponsored by Goodman Co., Ltd.

■ Cypher in day to day clinical practice Room 4

Chair: Takeshi Kimura, Richard E. Kuntz
 Lectures by... Giulio Guagliumi, Richard E. Kuntz, Thierry Lefevre, Sum-Kin Leung, Kazuo Misumi
 Co-sponsored by Johnson & Johnson K.K.

■ Biodegradable - Absorbable stent Room 5

Chairs: Hideo Tamai, Carlo Di Mario
 • Four-year follow-up of Igaki-Tamai biodegradable stent Hideo Tamai
 • Stenting the femoral artery "Bare metal vs. DES vs. Biodegradable stents" Giancarlo Biamino
 • Biodegradable drug-eluting stent in porcine coronary artery Takafumi Tsuji (Shiga Medical Center for Adults)
 • Bioabsorbable stent from bench to bed Ron Waksman
 The role of bioabsorbable stent in interventional cardiology
 Co-sponsored by Igaki Medical Planning Co., Ltd.

■ SOMATOM Sensation Cardiac 64 vs MAGNETOM Avanto cardiac imaging Room 7

Chair: Yuichi Sato (Nihon University School of Medicine)
 • Clinical value of cardiac CT: from 16 to 64 slices John R. Lesser (Minneapolis Heart Institute Foundation)
 • The use of MR in cardiology-today and tomorrow Renate Jerecic (Siemens AG)
 Co-sponsored by Siemens-Asahi Medical Technologies Ltd.

■ Government approval process for interventional devices in China, Japan and USA 18:15-20:00 Room 6

Chairs: Shigeru Saito, Run-Lin Gao, Mitchell Krucoff
Part 1 key note lectures: Government approval process for interventional devices in China, Japan and USA
 Yongheng Chang (State Food and Drug Administration)
 Koji Ikeda (Pharmaceutical and medical devices agency)
 Martin Yahiro (US Food and Drug Administration)
Part 2 Panel Discussion
 Panelists: People's Republic of China
 Yongheng Chang (State Food and Drug Administration)
 Run-Ling Gao (Fu Wai Hospital)
 Japan
 Koji Ikeda (Pharmaceutical and medical devices agency)
 Naoyuki Yasuda (Ministry of health, labour and welfare)
 Shigeru Saito (Shonan Kamakura General Hospital)
 USA
 Martin Yahiro (US Food and Drug Administration)
 Mitchell Krucoff (Duke University Medical Center)

Saturday, October 23

LIVE
Main Hall

Live Demonstrations

- 8:00-17:00 **Toyohashi Heart Center** Coordinated by Takahiko Suzuki
 Operators: Takahiko Suzuki, Yuji Hamazaki, Yoshihisa Kinoshita, Sunao Nakamura, Hideo Nishikawa, Etsuo Tsuchikane
 IVUS Commentators: Yasuhiro Honda, Mitsuyasu Terashima, Hiroshi Yamaguchi
- 9:00-17:00 **Shonan Kamakura General Hospital** Coordinated by Shigeru Saito
 Operators: Shigeru Saito, Yuji Ikari, Takaaki Katsuki, Takeshi Kimura, Hideaki Sakai

Special Lectures on...

- 8:00-12:00
- The new concept of approaches to complex lesion with DES Antonio Colombo
 - Coronary CT angiography : Perspectives in clinical application Masato Otsuka (Yokohama General Hospital, Toin Heart Center)
 - Rapidly evolving and changing DES clinical trial strategies Richard E. Kuntz
 - SLK-view: Side-access stent(SLK-view) in native coronary arteries Carlo Di Mario
 - Long-term follow-up after implantation of sirolimus-eluting stent Eduardo J. Sousa
- 13:30-17:00
- Selective use of drug-eluting stents is preferred Spencer B. King III
 - Clinical trial on angiogenesis / myogenesis Antoine Lafont
 - Debulking with excimer laser and silverhawk of tibial arteries Bruce E. Murphy
 - Molecular mechanism of in-stent restenosis Masataka Sata
 - Drug-eluting stents in acute ST-elevation myocardial infarction: Mid america heart institute experience Barry Rutherford
- 8:00-10:00 **Special Focus Live 6**
 ■ 64-slice cardiac MSCT and 3D-angiography Live
 Chairs: Osamu Katoh, Hideo Tamai, Antonio Colombo, Mikihiro Kijima
 Commentators: Ji Yan Chen, Takatoshi Hayashi, Kyoichi Mizuno, Masato Otsuka(Yokohama General Hospital, Toin Heart Center)
 Co-sponsored by Siemens-Asahi Medical Technologies Ltd.
- 10:00-11:00 **Live Case Demo. 8**
 Chairs: Osamu Katoh, Shin-ichi Tohyama, Tetsu Yamaguchi
 Commentators: Shunichi Miyazaki, Natsuki Nakamura, Teguh Santoso, Toshihiko Seo, Tak-Fu Tse
- 11:00-12:00 **Special Focus Live 7**
 ■ Cypher for complex cases 2 by TRI
 Chairs: Honin Kanaya, Kinzo Ueda
 Commentators: Tomoaki Hinohara, Yasuhiko Matsuura, Masato Nakamura, Barry Rutherford, Masahiko Saito, Eak-Kyun Shin
 Co-sponsored by Johnson & Johnson K.K.

- 13:30-15:00 **Special Focus Live 8**
 ■ Is atherectomy in danger of extinction?
 Chairs: Hideo Tamai, Tadanori Aizawa, Yasushi Asakura
 Commentators: Marco A. Costa, Yuhki Horita, Yasunori Nishida, Koji Oku, Campbell Rogers
 Co-sponsored by Guidant Japan K.K.
- 15:00-17:00 **Live Case Demo. 9 · 10**
 Chairs: Osamu Katoh, Hideo Tamai, Tohru Kobayashi, Hiroyuki Kurogane, Kenji Tamaki
 Commentators: Remo Albiero, Akitsugu Oida



Saturday, October 23

Symposia



9:00-10:30 ■ Complex PCI with DES

Chairs: Yean-Teng Lim, Patrick W. Serruys

- Bifurcation stenting
- Wisdom registry: Asian insights
- Drug-eluting stent in chronic total occlusion
- The use of DES in bifurcation lesions
- Eluting stent real world
- The impact of drug-eluting stents in clinical practice

Remo Albiero
Charles Chan
Kenneth Chin
Yean-Teng Lim
Patrick W. Serruys
Arthur Tan

Interventional Technique Forum



10:30-12:00 Interventional Technique Forum 3

■ LMT bifurcation

Chairs: Hideo Tamai, Antonio Colombo

Panelists: Hideo Tamai, Antonio Colombo, Seung-Jung Park, Osamu Katoh

15:00-16:30 Interventional Technique Forum 4

■ Bifurcation lesion

Chairs: Carlo Di Mario, Kinzo Ueda

Panelists: Carlo Di Mario, Fumiaki Ikeno, Eisho Kyo, Kinzo Ueda

International Sessions



9:00-10:00 International Session 25

■ CTO 3: New generation devices

Chairs: Tomoaki Hinojara, Tak-Fu Tse

Commentators: Kiyoshi Hironaga, Shao-Bin Jia, Tian-Chang Li, Mitsunori Okamoto

- Outback device for peripheral
- Percutaneous ventricle-coronary vein bypass
- To be announced
- To be announced

Tomoaki Hinojara
Motoya Hayase
Tetsuo Matsubara
Satoru Sumitsuji

10:00-11:00 International Session 26

■ Peripheral intervention 3

Chairs: Richard R. Heuser, Kimihiko Kichikawa

Commentators: Yuji Baba, Hsien-Li Kao, Zainal Muttaqin, Mitsuru Yui

- Clinical relevance of stent fractures in the treatment of SFA lesions: The FESTO study
- Treatment of peripheral CTOs with the safecross device
- Technique & results of CTO in iliac artery & femoral artery
- Try not to stent the SFA (femoral)

Giancarlo Biamino
Richard R. Heuser
Kimihiko Kichikawa
Bruce E. Murphy

11:00-12:00 International Session 27

■ DES 5: Impact on practice / Emerging DES

Chairs: Richard E. Kuntz, Hans Stoerger

Commentators: Sudhangshu Shekar Chatterjee, Satoshi Ichimiya, Katsuhiko Sato, Ki-Bae Seung

- Drug-eluting stent - Taiwan experience
- Biolimus eluting stent - the next generation DES -
- TAXUS express stent usage patterns and clinical outcomes: six-month results from the global MILESTONE-II registry
- Abbott Zomax stent trials

Chia-Yu Chou
Hidehiko Honda
Hans Stoerger
Richard E. Kuntz

CCT 2004 News "FOCUS"

PCI Cases Data Base Service

PCI case summaries presented at CCT 2004 can be viewed on the Web site

(URL: <http://mediasitelive2004/focus>), accessible from computers at the seven Internet Corners at the venue

* Check available cases on the main screen.

The Internet Corners are set up at the following locations (number of computers):

- Back of the General Reception Counter (next to the cloakroom) (5)
- In the Faculty Lounge (2)
- In front of the Faculty Lounge (2)
- Exhibition Hall (near the service door) (2)
- Exhibition Hall (right-side back) (3)
- In front of the Poster Session area (3)
- In front of Hall B (3)

How to Use:

Setting up wired LAN

- Insert the LAN cable in the LAN port of the computer.
- Set IP address and DNS server at "automatic."
- * This will invalidate your original IP; you are advised to write it down to restore it afterward.
- Activate your browser and enter in the address bar: <http://mediasitelive2004/focus>
- A list of contents will appear for your viewing.

Saturday, October 23

Morning Sessions

8:00- 8:50

Morning Session 4

■ **Complication : My best / worst cases**

Chairs: Kenichi Kato, Mitsunori Okamoto
 Presentations by... Takeshi Hibino, Shiro Uemura

Room 7

Morning Session 5

■ **Acute coronary syndrome : My best / worst cases**

Chairs: Takao Matsubara, Akitsugu Oida
 Presentations by... Shigeo Kawano, Nobuyuki Tanaka

Room 8

Morning Session 6

■ **Bifurcation lesion : My best / worst cases**

Chairs: Satoshi Ichimiya, Mitsuo Kashida
 Presentations by... Akira Hirosaka, Kenya Nasu (Toyohashi Heart Center)

Room 9

Case Presentations



9:00-10:00 Case Presentation 12

■ **Peripheral intervention**

Chairs: Hsien-Li Kao, Shinji Nakata (Kishiwada Tokushukai Hospital)
 Commentators: Koh Arakawa, Kojiro Awano, Hiroaki Hosokawa, Hirota Oda, Jun Tateishi
 Presentations by... Kazuteru Fujimoto, Hsien-Li Kao, Masanori Tsurugida, Takehiro Yamashita

Room 8

10:00-11:00 Case Presentation 14

■ **Rota, DCA, Cutting balloon 2**

Chairs: Noriyuki Ozawa, Wasan Udayachalerm
 Commentators: Ichiro Inoue, Kenichi Kato, Fumihiko Usuba, Yoshinori Yasaka
 Presentations by... Terutake Hayashi, Fumiaki Ikeno, Harumi Katoh, Wasan Udayachalerm

11:00-12:00 Case Presentation 16

■ **Complication 2**

Chairs: Ji Yan Chen, Kazuo Misumi
 Commentators: Tetsuya Hata, Yorihiro Higashino, Mitsuo Kashida, Nobuyuki Tanaka
 Presentations by... Kunihiko Iida, Tomohiro Kawasaki, Ashok Seth, Yoshiki Takatsu

9:00-10:00 Case Presentation 13

■ **Coronary imaging 2**

Chairs: Marco A. Costa, Takahiro Hayashi
 Commentators: Seiichi Haruta, Yuichi Noguchi, Yoshito Yamamoto, Koichi Yokoya
 Presentations by... Zhi-Min Du, Takahiro Hayashi, Shinji Miki, Norihiko Morita

Room 9

10:00-11:00 Case Presentation 15

■ **AMI 3**

Chairs: Yaron Almagor, Taizo Kondo
 Commentators: Wataru Abe, Yutaka Hikichi, Atsushi Kato, Shiro Uemura
 Presentations by... Masakazu Aruga, Giulio Guagliumi, Masaru Hayashi, Kazuo Kimura (Yokohama City University Hospital)

11:00-12:00 Case Presentation 17

■ **CTO 2**

Chairs: Kenneth Chin, Yoshiaki Tomobuchi
 Commentators: Tsutomu Fujita, Akira Hirosaka, Yoshiki Matoba, Akitsugu Oida, Junya Shite
 Presentations by... Charles Chan, Takatoshi Hayashi, Shinpei Ike, Akihiro Shirasaka

Lunch Time Breakout Sessions

■ **Regenerative therapies**

Chairs: Hisayoshi Fujiwara, Masashi Komeda
 • Cell therapy for angiomyogenesis
 • Therapeutic angiogenesis using HGF gene
 • Regenerative medicine in cardiovascular surgery
 • Local and vascular modalities for cardiovascular regenerative treatment
 • Strategy for heart failure with autologous cell therapy

12:15-13:45

Room 3

Chairs: Toyoaki Murohara, Motokuni Aoki (Osaka University), Masashi Komeda, Mehrdad Rezaee, Yoshiki Sawa

■ **Recanalization of critical limb ischemia and patients' QOL - International standard & trend from Europe -**

Chair: Hideo Tamai
 Lecture by... Giancarlo Biamino

12:15-13:15

Room 4

Co-sponsored by Getz Bros. Co., Ltd. a St. Jude Medical Company

■ **Beyond DES "Genous Project "**

Chair: Shinsuke Nanto
 Lecture by... Patrick W. Serruys, Takayuki Asahara (Institute of Biomedical Research and Innovation/ Tokai University School of Medicine)

Room 6

Co-sponsored by Neich Medical Co., Ltd

■ **Latest advances in cardio-vascular applications using 16-slice MSCT**

Room 7

Chair: Satoshi Saito
 • CT diagnosis of cardiovascular disease: New area of diagnosis where 16-slice MSCT expanded
 • Complementary view by MSCT and IVUS

Chairs: Kunihiro Yoshioka (Memorial Heart Center, Iwate Medical University), Akiko Maehara
 Co-sponsored by Toshiba Medical Systems Corporation

■ **Endovascular treatment of peripheral arterial disease using the Excimer Laser**

Room 8

Chair: Shigeru Nakamura
 Lecture by... Bruce E. Murphy

Co-sponsored by Eisai Co., Ltd. / DVx Inc.

■ **Guidant cobalt chromium stent: Multi-Link Vision®**

Room 9

Chair: Hitoshi Matsuo
 Lectures by... Praveen Chandra (Escorts Heart Institute and Research Center), Kirk L. Parr

Co-sponsored by Guidant Japan K.K.

■ **Proximal occlusion system: Strategy for thrombotic lesions**

Room 10

Chair: Haruo Hirayama
 • Lesion based optimization of embolic protection

Chairs: Campbell Rogers
 Co-sponsored by Japan Lifeline Co., Ltd.

Thursday, October 21

Peripheral

Hall A

Peripheral Live Case Demo.

9:00-12:15	National Cardiovascular Center Operators: Ryoichi Tanaka, Tetsuya Fukuda Co-operators: Masahiro Higashi, Nobuhiko Hirai Kobe City General Hospital Operator: Nobuyuki Sakai Co-operators: Hiroyoshi Yokoi, Toshiyuki Fujinaka
9:00-10:30	Chairs: Kimihiro Komori, Sachio Kuribayashi, Shigeru Nakamura, Tomoaki Terada Commentators: Subaru Hashimoto, Wataru Higashiura, Hiroaki Hosokawa, Naoya Kuwayama, Akira Miyamoto, Yuji Matsumaru, Kenichi Murao, Kenji Sugiu
10:30-12:15	Chairs: Kimihiko Kichikawa, Toshio Hyogo, Hiroshi Matsuo, Masato Nakamura Commentators: Takashi Inenaga, Hiroyasu Kusaba, Hiroshi Noda, Yuji Matsumaru, Shigeru Nemoto, Shoji Sakaguchi, Koichi Satoh, Shinichi Yoshimura
13:15-17:00	National Cardiovascular Center Operators: Ryoichi Tanaka, Shoji Sakaguchi Co-operators: Nobuhiko Hirai, Kazuhiro Matsumoto Debate Presenter: Masaaki Chiku Kobe City General Hospital Operator: Nobuyuki Sakai Co-operators: Kenji Sugiu, Shinichi Yoshimura Debate Presenter: Terumasa Kuroiwa (Kobe City General Hospital)
13:15-15:00	Chairs: Sachio Kuribayashi, Hiroshi Matsuo, Izumi Nagata, Waro Taki Commentators: Masayuki Ezura, Kimihiro Komori, Tokio Hayashi, Koji Iihara, Hiroshi Noda, Tomoaki Terada
15:00-17:00	Chairs: Akio Hyodo, Kimihiko Kichikawa, Hisao Kumakura, Hiroyoshi Yokoi Commentators: Toshiyuki Fujinaka, Tetsuya Fukuda, Subaru Hashimoto, Yuji Ikari, Hiroyasu Kusaba, Shigeru Miyachi, Akira Miyamoto, Toshiya Muramatsu,

Lunch Time Breakout Session

12:15-13:15	<p>■ Interventional therapeutics and medication for peripheral arterial disease</p> <p>Chair: Shinsuke Nanto</p> <ul style="list-style-type: none"> • SFA-Below knee: Interventional therapeutics and medication Osamu Iida (Kansai Rosai Hospital) • Subclavian-Renal-Iliac: Interventional therapeutics and diagnosis Tetsuo Matsubara <p>Co-sponsored by Boston Scientific Japan K.K. / Otsuka Pharmaceutical Co., Ltd.</p>
-------------	---

Friday, October 22

Electrophysiology

Hall A

Electrophysiology Live Case Demo.

	<p>横浜赤十字病院 オペレーター: 沖重 薫 (横浜赤十字病院)・奥村 謙 (弘前大学医学部附属病院) 原田 智雄 (聖マリアンナ医科大学東横病院)</p> <p>群馬県立心臓血管センター オペレーター: 内藤 滋人 (群馬県立心臓血管センター)・山根 禎一 (東京慈恵会医科大学附属病院)</p> <p>滋賀県立成人病センター オペレーター: 池口 滋 (滋賀県立成人病センター)</p>
9:00-12:30	<p>司会: 相原 直彦 (国立循環器病センター) 青沼 和隆 (筑波大学)</p> <p>コメンテーター: 鶴野 起久也 (札幌医科大学附属病院) 庄田 守男 (東京女子医科大学病院) 池主 雅臣 (新潟大学医学部) 西崎 光弘 (横浜南共済病院) 山田 功 (愛知県立尾張病院)</p>
13:30-17:00	<p>司会: 相原 直彦 (国立循環器病センター) 坪井 直哉 (名古屋第二赤十字病院)</p> <p>コメンテーター: 小林 義典 (日本医科大学付属病院) 野上 昭彦 (横浜労災病院) 里見 和浩 (国立循環器病センター) 松本 万夫 (埼玉医科大学附属病院) 渡辺 一郎 (日本大学医学部附属板橋病院)</p>

Electrophysiology Luncheon Seminar

心房細動カテーテルアブレーション；肺静脈隔離術のいかなる方法がベストなのか？

12:30-13:30	<p>司会: 小林 洋一 (昭和大学病院)</p> <ul style="list-style-type: none"> • CARTO systemによる解剖学的指標を主眼においた心房細動アブレーション 阪上 学 (金沢大学) • 心房細動に対する広範囲同側肺静脈同時隔離アブレーション 高橋 淳 (横須賀共済病院循環器センター) <p>共催: ジョンソン・エンド・ジョンソン株式会社 / 第一製薬株式会社</p>
-------------	--

CCT 2005

11/15(Tue.) - 17(Thu.)

Kobe Japan

FUTURE
MEETING

Saturday, October 23

Surgical

Hall A

豊橋ハートセンター

Surgical
LIVE

9:00-17:30 術者： 9:00~12:30 天野 篤 (順天堂大学医学部)
 14:30~17:30 大北 裕 (神戸大学医学部)
 オペ室ディレクター： 9:00~17:30 大川 育秀 (豊橋ハートセンター)

高橋病院

Surgical
LIVE

9:00-17:30 術者： 9:00~12:30 倉田 篤 (大和成和病院)
 14:30~17:30 小宮 達彦 (倉敷中央病院)
 オペ室ディレクター： 9:00~17:30 夜久 均 (京都府立医科大学)

9:00-12:30 手術ライブデモンストレーション1

座長： 浅井 徹 (滋賀医科大学)、渡邊 剛 (金沢大学医学部)
 コメンテーター： 高梨 秀一郎 (日本心臓血管研究振興会附属榊原記念病院)、
 高橋 政夫 (平塚共済病院)、道井 洋吏 (心臓血管センター北海道大野病院)、
 東上 震一 (岸和田徳洲会病院)、藤松 利浩 (相澤病院)

スペシャルレクチャー
 ■ CABGは生き残る

演者： 須磨 久善 (葉山ハートセンター)

14:30-17:30 手術ライブデモンストレーション2

座長： 南淵 明宏 (大和成和病院)、勝間田 敬弘 (大阪医科大学)
 コメンテーター： 伊藤 敏明 (名古屋第一赤十字病院)、島倉 唯行 (福山循環器病院)、
 高橋 賢二 (青森市民病院)、中山 正吾 (高松赤十字病院)、
 森田 茂樹 (九州大学病院)

スペシャルレクチャー
 ■ 大動脈外科の面白さ

演者： 島倉 唯行

Surgical 2004

Complex Catheter Therapeutics

CCT Surgical Course Objectives

心臓外科を取り巻く環境は大きく揺れ動いています。

医学的には Drug Eluting スtentが
 いよいよ上陸間近となり、PCI がますます
 隆盛となる中で大阪夏の陣で徳川勢を
 迎え撃つ豊臣方のような、あるいは米軍
 の上陸を控えた昭和 20 年夏ごろの日本
 のような緊張感が漂っています。社会的
 には厚生労働省の 100 例規制が「数」
 の議論を活発化させ、情報開示と権利意
 識の進展によりかつて一部の施設で横行
 した医療ミスの「ごまかし」や「隠し立て」
 がもはや効かなくなり、独立行政法人化
 と包括医療の逐次導入により無駄の多い
 素人医療が許されなくなるという現実の
 中に突入しつつあります。これは唐突な
 出来事ではなく先進国の歴史を見ればう
 なづける必然的な時代の流れです。スー
 パーローテートの開始は従来の医局主導
 型人事に波紋を投げかけると言われてい
 ます。患者さんは立ち上がり、お役人は
 ますます高飛車となり、医学生や若手医
 師は目を覚まし、病院は存亡を賭けた闘
 いのために自立化を図り、... という感が
 顕著になって来ました。

こうした新しい局面に従来の学会が十分
 対応できているかどうか、疑問の声があ
 ちこちから上がっています。例数規制
 では動きの悪さで定評のある日本政府に
 さえ遅れを取り、さらには例数規制に対
 する緩和請願という事態は往生際の悪さ
 として多くの心ある心臓外科医の失笑さ
 え買いました。会長から若手に至るまで個
 々の外科医は立派で魅力ある方が多いな
 がで集合体としての学会の歯切れの悪さは
 どうしたことかという疑問も多数聞かれま
 した。専門医制度も国際水準からはほど
 遠く、新しい時代の心臓外科医を育てか

つギルドを守るようなものとはほど遠いと、
 実力派外科医からは失望の声がでています。
 この春から例数規制はやや緩和されたか
 のように見えるものの、財政破綻してい
 る国家で無駄な医療を許す余裕が年々無
 くなるなかで、これは一時的な現象でしょう。
 実際、全体の医療費を引き下げて例数が
 多い施設を優遇するという方針（医療費
 の少ない施設が事実上点数減になる）が、
 さしあたり軽微ながらも実施されたことが
 これを裏付けています。

ただでさえ学会が多すぎると言われる
 この国で、CCT という新しいパラダイム
 の「学会」が多数の医師とコメディカル
 の参加を得て年々隆盛になっている事実は、
 この CCT が従来の学会にはない、新し
 い魅力を持っているからではないかと思
 います。それは権威や因習に囚われ難い、
 実力ある個性の集まりとぶつかり合いゆえ
 に面白く魅力的なのではないかと思いま
 す。こうした集まりが大方の支持を得るとい
 うことは、従来の日本型ムラ社会的発想が
 西欧型個人主義的発想へと転換しつつあ
 ることと軌を一にしているのではないかと
 も思います。封建制度に対する自由の勝
 利と言え大げさでしょうか。

ともあれ問題山積の心臓外科業界の中
 で一条の光を投げかけるような、厳しく
 とも面白く夢のある集まりを目指して今年
 も CCT をお世話させて戴けることを世話
 人一同光栄に存じます。肩の凝らない雰
 囲気の中で皆様の遠慮ない積極的なご参
 加を期待し、国際都市 Kobe にてお待ち
 申し上げております。

京都大学心臓血管外科 米田正始

Saturday, October 23

Surgical

Hall A

8:00- 9:00 **モーニングセッション**

心臓外科バブル崩壊後生き抜ける外科医になるために
CABGの需要予測-どのような外科医が生き残るのか? -求められる能力と資質-

座長： 渡邊 剛 (金沢大学医学部)

- 心臓外科バブル崩壊後-どのような外科医が生き残るのか? 向原 伸彦 (兵庫県立姫路循環器病センター)
- 緊急冠動脈バイパス術の臨床成績からみた当院心臓外科チーム 吉田 成彦 (新葛飾病院)
- DES時代に求められる外科医の資質 荒井 裕国 (東京医科歯科大学)
- どのような外科医が生き残るのか? 一求められる能力と資質- 竹村 博文 (岐阜大学医学部)

高橋 英介 (富永病院)

共催：テルモ株式会社

12:30-14:30 **ランチョンタイムトーク**

心臓外科施設のあるべき姿を考える

司会： 南淵 明宏 (大和成和病院)

パネリスト： 川副 浩平 (岩手医科大学附属病院)
佐野 俊二 (岡山大学医学部)
島本 光臣 (静岡市立静岡病院)

17:30-19:30 **ディナーカンファレンス**

口より手が動くための外科サイエンス

座長： 米田 正始 (京都大学医学部)

- OPCABデバイスのサイエンス 荒井 裕国 (東京医科歯科大学)
- Coronary患者さんを助けるための研究 OPCABと虚血性MR手術をめぐって 米田 正始 (京都大学医学部)
- 実践で役立つDeviceとMethod: ドーナッツ・スパイ・コアテック..そして... 高橋 政夫 (平塚共済病院)
- 心房細動手術の落とし穴 新田 隆 (日本医科大学)
- 口より手が動くための外科サイエンス 渡邊 剛 (金沢大学医学部)

共催：ジョンソン・エンド・ジョンソン株式会社

Sunday, October 24

Surgical

Hall A

豊橋ハートセンター

9:00-12:30 術者： 上田 裕一 (名古屋大学医学部)
オペ室ディレクター： 大川 育秀 (豊橋ハートセンター)

Surgical
LIVE**高橋病院**

9:00-12:30 術者： 樋上 哲哉 (島根大学医学部)
オペ室ディレクター： 夜久 均 (京都府立医科大学)

Surgical
LIVE9:00-12:30 **手術ライブデモンストレーション3**

座長： 米田 正始 (京都大学医学部)、種本 和雄 (川崎医科大学)

コメンテーター： 荒井 裕国 (東京医科歯科大学)
腰地 孝昭 (熊本中央病院)

菊池 洋一 (国立病院機構帯広病院)

新浪 博 (順天堂大学医学部)

向原 伸彦 (兵庫県立姫路循環器病センター)

スペシャルレクチャー

■ CABGの今後-ロボット手術を視野に入れたOPCABと重症虚血性心筋症に対する手術
演者： 磯村 正 (葉山ハートセンター)

8:00- 9:00 **モーニングセッション**

私のCost Containment

減速医療経済と独法化時代の視点とテクニック

座長： 佐野 俊二 (岡山大学医学部)

- Evidenceに基づく経済効率を重視した心臓外科診療内容の向かうべき方向性について 川淵 孝一 (東京医科歯科大学医療経済学分野)
- 独法化時代の病院経営・経済 -京大病院における対応- 吉原 博幸 (京都大学医療情報部)
- 採算のとれる心臓外科とは 大川 育秀 (豊橋ハートセンター)

12:30-14:30 **ランチョンタイムトーク**

模擬裁判

優良施設でも訴訟に巻き込まれる事がある、その対策

[監修、裁判官役] 鈴木 利廣 (すずかけ法律事務所)
[裁判官役] 小川 英郎 (ウェール法律事務所)
[裁判官役] 五十嵐裕美 (ブルミエ法律事務所)
[執刀医役] 石井 麦生 (すずかけ法律事務所)
[原告本人役] 後藤真紀子
[被告代理人役] 松田 耕平 (城北法律事務所)
[原告代理人役] 大村 恵実 (ミネルバ法律事務所)
[脚本] 細川 大輔 (東京あさひ法律事務所)
[ナレーション] 武田 志穂 (城北法律事務所)

協力：医療問題弁護団 (<http://www.iryu-bengo.com/>)

共催：ソーリン株式会社・藤沢薬品工業株式会社

CCT2004
Co-medical Program

Room 2

ついに日本でもDrug Eluting Stent (DES)が解禁となりました。この新しいデバイスの出現によりPCIの大きな問題点であった“再狭窄”が大幅に減少することが期待されています。またOptical Coherence Tomography (OCT)やVirtual Histology(VH)といった新しい診断器具の出現は石灰化やfibrous capの厚みの計測、動脈硬化が繊維性なのか脂質なのかといった組織学的解析が期待されています。これらのことは今後のPCIに、また我々PCIに係るコメディカルスタッフの役割にどのような変化をもたらすのでしょうか？ CCTにおけるコメディカルセッションは、昨年に引き続き看護、放射線、検査、臨床工学士の各シンポジウムと初心者にもわかりやすいコメディカルライブと教育セッションに加え今年から心臓外科手術に係るコメディカルセッションを設けました。今年は主に低侵襲手術に関して病棟看護師と手術室看護師および臨床工学士の2つのシンポジウムを予定しております。

10月21日(木)

12:30-13:30 ■ 新しい血管内イメージング

座長：稲田 毅・辻井 正人

・Virtual Histology™ ~Evolution of IVUS~

・OCTの基礎と臨床応用

岩崎 道則
(ボルケーノ・セラピューティクス・ジャパン(株))
谷村 哲明
(LightLab Imaging, Inc.)

13:45-15:15 ■ PCIに必要な知識

座長：藤田 光広

・心電図の読み方
・冠動脈造影の読み方
・血管内超音波の基礎
・IVUSの計測平田 和也
小松 良司
納口 英次
(株)グッドマン

15:30-17:00 ■ 補助循環の基礎と臨床

座長：添田 信之

・PCPSの基礎と臨床
・PCPSの基礎と臨床
・IABPの基礎

・IABPの臨床的意義および管理

山口 敏和
赤松 俊二
大平 龍夫
(ゼオンメディカル(株))
木下 昌樹

10月22日(金)

9:00-10:30 ■ シンポジウム「チーム医療・連携」

座長：木下 博子・中山 美恵子

・当院アンギオ室看護師の役割
・看護師さんが知っておきたい放射線の話
・緊急PCIにおける臨床工学技士の役割
・急性心筋梗塞に対する当院の心臓リハビリテーションの取り組み西本 加月香
出光 康造
徳永 政敬
迎山 加奈

10:45-12:15 ■ 新しい放射線システム

座長：荒居 広明・鯉井 秀之

IVRにおけるガイドライン

・IVRにおけるガイドライン

フラットパネルの現状について

・シーメンスの最新FD技術 ~バイプレーンFDシステム~

・Cardiac Angiography Systemの最新動向

・直接変換型FPD搭載デジタルカーディアックシステムの技術紹介

水谷 宏
林 昭人
(シーメンス旭メディテック(株))
小林 耕二
(東芝メディカルシステムズ(株))
青山 功基
(株)島津製作所

12:30-15:15 ■ コメディカルのためのライブ中継~豊橋ハートセンターカテ室より

座長：添田 信之・藤田 光広

コメンテーター：田原 寛之(島根大学医学部)

Co-medical
LIVE

15:30-17:00 ■ われらがカテ室の看護師さん-ライブを見て思うこと-

座長：小早川 香樹・御代田 由美子

・公開治療を経験した患者の意識調査と看護師の役割
・カテ室の看護師の役割
・カテ室の看護師の役割
・心臓カテーテル治療・検査を受ける患者の看護~看護ガイドラインの作成~影山 陽子
島袋 朋子
大石 景子
渡辺 清美

10月23日(土)

9:00-10:30 ■ 心臓領域における画像診断

座長：清本 昌義・小味 昌憲

・心臓領域におけるMRIの実際

・CTにおけるCoronary Angiographyへの挑戦

多田 円
(GE横河メディカルシステム(株))
小松 加奈子
(シーメンス旭メディテック(株))

10:45-12:15 ■ コメディカルの知っておきたい知識

座長：添田 信之

・PCI中の血行動態の把握の仕方
・心臓疾患における救急対応
・DES時代にコメディカルに求められること佐藤 真也
三上 剛人
日吉 重美
(ジョンソン・エンド・ジョンソン(株))

12:30-13:30 ■ 外科医からコメディカルへのメッセージ

座長：相田 伸二・守屋 元

・心臓外科—最近の話題— Off pump CABG から左室形成術まで

須磨 久善

13:45-15:15 ■ コメディカルの立場からみた低侵襲手術

座長：永井 洋子

コメンテーター：吉田 成彦

・低侵襲手術を受ける患者へのサポート - コーディネーターナースの活動
・低侵襲手術を受ける患者の術前・術後看護の実際~早期離床と呼吸訓練に焦点を当てて~
・低侵襲手術における病棟での看護のかかわり
-ON pump・OFF pump 下で受けた患者の経過を比較して-
・心拍動下冠動脈バイパス術後患者の退院後の不安と対処行動日向 一代
太田 友子
峯澤 忍
植木 ちず

15:30-17:00 ■ 低侵襲手術と手術室スタッフのかかわり

座長：佐藤 景二

コメンテーター：浅井 徹

・低侵襲手術におけるリスクマネージメント
・安全な低侵襲手術をめざして
・手術を安全に効率よく施行するための工夫
・Off pump CAGBにおける臨床工学技士の役割木本 久子
鹿島 裕
高橋 裕一
黒光 弘幸

※スケジュールや内容が変更になる場合がありますのであらかじめご了承ください。

Poster Sessions

KOBE INTERNATIONAL EXHIBITION HALL 2 2F Room 1

Presentation Schedule

	10/21 thu.	10/22 fri.	10/23 sat.
8:00			
8:30	Registration / Posting	Registration / Posting	Registration / Posting
9:00			
9:30			
10:00	Co-medical ① - ② 放射線技師	Co-medical ③ - ④ 看護師	Co-medical ⑤ - ⑥ 臨床工学技士・臨床検査技師 理学療法士・管理栄養士
10:30			
11:00	Co-medical Digital Poster Session ①	Co-medical Digital Poster Session ②	Co-medical Digital Poster Session ③
11:30	Commendation Ceremony 表彰式	Commendation Ceremony 表彰式	Commendation Ceremony 表彰式
12:00			
12:30			
13:00			
13:30			
14:00			
14:30	Medical ①~④ AMI, Stent IVUS/Pressure Wire Distal Protection/ Thrombectomy	Medical ⑤~⑧ Stent (DES), CTO CBA/PTA/Case Presentation Complication/ Hemostasis Device	Medical ⑨~⑫ LMT/DCA, PTMC/Surgery ISR/Radiation/Prognosis Other Modality/New Device
15:00			
15:30	Medical ① Digital Poster Session ①	Medical ② Digital Poster Session ②	Medical ③ Digital Poster Session ③
16:00			
16:30	Commendation Ceremony 表彰式	Commendation Ceremony 表彰式	Commendation Ceremony 表彰式
17:00			
17:30	Removal	Removal	Removal
18:00			

■ポスター受付・貼付と撤去時間

場 所：ポスターセッション受付
(神戸国際展示場2号館2F, Room1)
受付・貼付：午前8時～9時30分
撤 去：午後5時～6時

- ・発表当日の上記時間内に各自でポスター貼付及び撤去をお願いいたします。(掲示は発表当日1日のみ)
- ・撤去時間を過ぎても掲示されているポスターについては事務局(神戸国際展示場2号館1F)にて撤去、保管いたします。
- ・会期終了後は処分いたしますので予めご了承下さい。

■ポスター演者受付

時 間：午前8時～午後2時
場 所：ポスターセッション受付
(神戸国際展示場2号館2F, Room1)

- ・発表の10～20分前に受付をお願いいたします。
- ・発表者はセッション開始時刻までに各パネル前で待機してください。

■デジタルポスター演者受付

時 間：午前9時30分～午後3時30分
場 所：デジタルポスターセッション受付
(神戸国際展示場2号館2F, Room1)

- ・発表20分～30分前に受付・試写をお願いいたします。
- ・発表者はセッション開始時刻までにデジタルポスターセッション会場の次演者席で待機してください。

■発表時間

ポスター前発表：口頭5分、質疑2分
デジタルポスターセッション：口頭10分、質疑5分

■表彰式

各デジタルポスターセッション終了後、審査員よりThe CCT 2004 Award For Excellenceが選出され、表彰式を開催いたします。

The CCT 2004 Award For Excellence
研究助成金10万円(メディカル)、5万円(コメディカル)

■ Registration/Posting & Removal

Location：Poster Session Desk
(Kobe International Exhibition Hall 2 2F, Room1)
Registration/Posting：8:00 - 9:30
Removal：17:00 - 18:00

On the day of your presentation, please post and remove your posters during the shown above. Posters that are left on the panel after the removal time will be removed and kept at CCT Secretariat during the Live Course. Posters will be disposed after the Live Course.

■ Poster Presenter's Registration

Time：8:00 - 14:00
Location：Poster Session Desk
(Kobe International Exhibition Hall 2 2F, Room1)

- ・ Please come to the Poster Session Desk 10-20min before the session and present your poster number before putting up your posters.
- ・ Presenters are requested to stand-by in front of the panel by the time session begins.

■ Registration for Digital Poster Session & Preview

Time：9:30 - 15:30
Location：Digital Poster Session Desk
(Kobe International Exhibition Hall 2 2F, Room1)

- ・ Complete a preview of your presentation materials at the Digital Poster Session Desk 20-30min before the session.
- ・ Presenters are requested to stand-by at the presenter's seat by the presentation time.

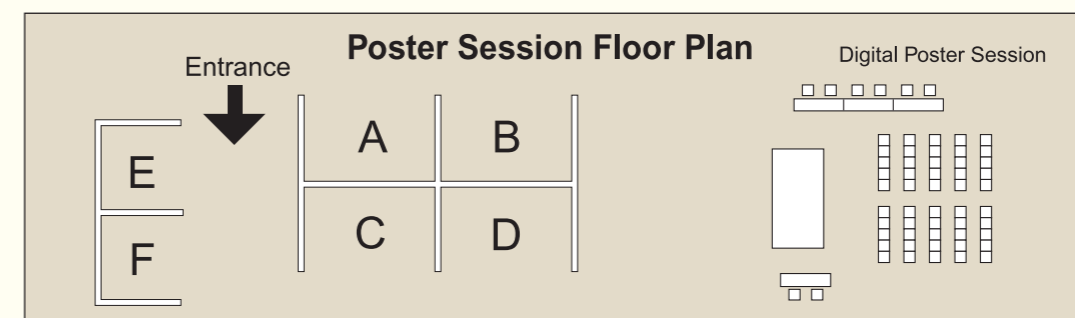
■ Time for Presentation

General Poster Presentation：Oral 5min, Q&A 2min
Digital Poster Presentation：Oral 10min, Q&A 5min

■ Commendation Ceremony

After digital poster presentations, "The CCT 2004 Award For Excellence" will be given to the selected work in the following commendation ceremony each day.

The CCT 2004 Award For Excellence
Research Fund 100,000 yen (Medical), 50,000yen (Co-Medical)

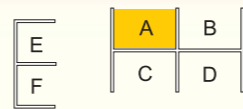


Thursday, October 21

14:00-15:30 **AMI**

Chairs: Takayuki Matsuki, Yoshisato Shibata

Booth A

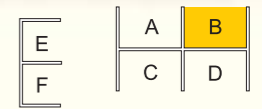


- M-01** The clinical results of BX-Velocity stent and MULTI-LINK Penta stent in acute coronary syndrome
The Department of Cardiology, Gifu Prefectural Tajimi Hospital Tetsuro Yoshida
- M-02** Initial clinical usefulness of Duraflex stent for acute coronary syndromes patients
Department of Cardiology, National Hospital Organization Disaster Medical Center Nobuhito Kaneko
- M-03** What is predictor of restenosis after stenting for acute myocardial infarction(AMI)
The Division of Cardiology, Kawasaki Social Insurance Hospital Takaya Tsubota
- M-04** Complete revascularization in one stage procedure by stenting of patients presenting an acute MI and a multiple vessel disease
Cardio Vascular Unit (U.C.V.) Vincent J POYEN
- M-05** A comparison of primary stenting with or without early use of Tirofiban in ST elevated acute myocardial infarction
Eulji Medical Center Jaewoong Choi
- M-06** Rotational atherectomy in patients with acute myocardial infarction -its safety and feasibility-
Cardiovascular Division, Omiya Medical Center, Jichi Medical School Norifumi Kubo
- M-07** A case report of non-ST elevation acute myocardial infarction -The culprit lesion was detected by cardiac MRI and IVUS image-
Cardiology, The Cardiovascular Institute Hospital Jun Yamashita
- M-08** Is slow flow during primary PCI for acute myocardial infarction predictable?
Department of Cardiology, Toho University Omori Hospital Hideo Nii
- M-09** Slow and/or no reflow phenomenon in primary percutaneous coronary intervention -its relation to serum lipid level and effect of statin-
Uwajima City Hospital Shinji Inaba
- M-10** Interleukin-8 may contribute to the no-reflow phenomenon in patients with acute myocardial infarction
Department of Cardiology, Hasuda Hospital Hiroshi Funayama
- M-11** Successful thrombus aspiration monotherapy for acute myocardial infarction
Cardiovascular Disease Center, Tokyo Metropolitan Police Hospital Miho Nozaki
- M-12** Clinical and scintigraphic evidence of ST Resolution(STR) after successful primary PCI in patient with Acute Myocardial Infarction (AMI)
The Department of Cardiology, Matsue Red Cross Hospital Hiroshige Ishii
- M-13** Delayed enhanced magnetic resonance imaging of acute phase predicts left ventricular function of chronic phase in acute coronary syndrome
Division of Cardiology, Hokkaido Social Insurance Hospital Setsuya Miyata
- M-14** First reported dates from Argentina of implant and cellular therapy in myocardial infarction (TESCELCOR Study)
Fernandez Vina & Benetti Foundations Roberto Fernandez Vina Jorge

14:00-15:30 **Distal Protection/Thrombectomy**

Chairs: Nobuyuki Komiyama, Fumihiko Usuba

Booth B



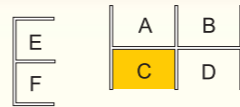
- M-15** Two cases of acute myocardial infarction due to congenital coagulopathies, successfully treated with thrombectomy
Department of Cardiology, Osaka Saiseikai Noe Hospital Masashi Nakagawa
- M-16** The efficacy of PercuSurge GuardWire Plus System™ for distal protection in acute myocardial infarction
Department of Cardiology, Saiseikai Noe Hospital Shiho Koyama
- M-17** Predicting the capture of macroscopically visible debris following percutaneous coronary intervention using PercuSurge in patients with acute coronary syndrome
Matsue Red Cross Hospital Kenji Goto
- M-18** Effectiveness of reperfusion therapy using a TVAC thrombectomy catheter system for acute myocardial infarction
Division of Cardiology, Sekishinkai Sayama Hospital Tadashi Kikuchi
- M-19** Efficacy of thrombectomy and distal protection during primary PCI to right coronary artery in the patients with AMI
Division of Cardiology Gunma Prefectural Cardiovascular Center Ren Kawaguchi
- M-20** The effect of adjunctive distal protection during PCI in patients with ACS for LV ejection fraction
Aino Memorial Hospital Kazuro Yoshida
- M-21** Efficacy of a distal protection device for the prevention of microvascular injury after stenting in patients with acute myocardial infarction
Department of Cardiology, Matsue Red Cross Hospital Kazuyoshi Suenari
- M-22** New possible index for an endpoint of interventional treatment with distal protection device
Wakamatsu Intervention Clinic Wataru Abe
- M-23** New technique on distal protection device PercuSurge
Wakamatsu Intervention Clinic Wataru Abe
- M-24** The influence of distal protection technique on cell adhesion molecules
The Division of Cardiology, Kanazawa Cardiovascular Hospital Taketsugu Tsuchiya
- M-25** Investigation of the efficacy of distal protection with ChromaFlo the color map of relative blood flow
Wakamatsu Intervention Clinic Wataru Abe
- M-26** Investigation of cases of acute myocardial infarction accompanied by large dissection following coronary thrombectomy
Internal Medicine, Toyama Prefectural Central Hospital Yoshiki Nagata
- M-27** Is thrombectomy favorable for restoring microvascular integrity and wall motion in anterior AMI?: Assessment using myocardial contrast echocardiography
The Department of Cardiology, Tokyo Women's Medical University Kiyohito Arai
- M-28** Pharmacological & mechanical thrombolysis with thrombus-aspiration in deep venous thrombosis with the trellis system
Fernandez Vina & Benetti Foundations Roberto Fernandez Vina Jorge

Thursday, October 21

14:00-15:30 Stent

Chairs: Tatsuya Fukutomi, Shiro Uemura

Booth C



- M-29** Evaluation of deliverability in current stents
Himeji Cardiovascular Center Katsumi Oka
- M-30** Preliminary procedural analysis of Multi-Link Zeta stent
HIMEJI CVC Norihiro Kuroki
- M-31** Acute outcome of Duraflex stent implantation
Department of Cardiology, Komaki City Hospital Hiroki Takanari
- M-32** Initial and three months clinical outcome of Duraflex stent
Himeji cardiovascular center Tetsuya Hara
- M-33** Initial and chronic results of Radius stent-Comparative examination with balloon expandable stent (S670 and Multilink Penta stent)-
The Department of Cardiovascular Medicine, Nagasaki Medical Center Yoshinori Shiraishi
- M-34** The long-term result of the large-sized bare metal stent (Bx VELOCITY) stenting
Fukuyama Cardiovascular Hospital Hiroshi Akanuma
- M-35** Initial outcomes of Express 2 stent in our hospital
Gunma Cardiovascular Hospital Yuichi Kobori
- M-36** Late luminal changes beyond 6 months after S670/660 stent implantations in diabetic patients
Division of Cardiology, St. Mary's Hospital Kenji Sadamatsu
- M-37** Coronary artery aneurysm or ulceration in the stented segment and its prognosis
Department of cardiology, Hiroshima Prefectural Hospital Yuichi Fujii
- M-38** A novel predictor of coronary in-stent restenosis: Involvement of plasma aldosterone levels
Digital Department of Cardiology, Nagoya University Graduate School of Medicine Tetsuya Amano

14:00-15:30 IVUS/Pressure Wire

Chairs: Koh Arakawa, Junya Shite

Booth D



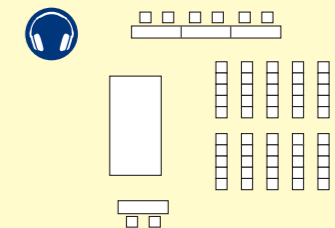
- M-39** Usefulness of intravascular ultrasound-guided percutaneous coronary intervention in calcified coronary lesions
Cardiovascular Internal Medicine, Shimane University Hospital Yoshifumi Kashima
- M-40** Serum HDL cholesterol level and coronary plaque progression of non-culprit lesion in acute myocardial infarction -An intravascular ultrasound study-
Division of Cardiology, Yokohama City University Medical Center Naoki Nozawa
- M-41** Aortic arch calcification on plain chest radiography and intracoronary calcium: An intravascular ultrasound study
Department of Cardiology, Kambara General Hospital Mitsuaki Endo

- M-42** Preintervention vessel remodeling predicts new plaque formation inside and outside the struts of bare coronary stents which determines lumen outcomes
Cardiology Department, Kameda Medical Center Algowhary Magdy IA
- M-43** Coronary pressure (CP) measurement for determining the lesion requiring percutaneous coronary intervention (PCI) in tandem lesions
Cardiovascular Center Sakakibara Hospital Masaaki Murakami
- M-44** Deferral of coronary intervention of intermediate stenosis using coronary pressure measurement
Cardiovascular Center Sakakibara Hospital Keizo Yamamoto
- M-45** Coronary pressure measurement to determine treatment strategy for equivocal left main coronary artery (LMCA) lesions
Cardiovascular Center Sakakibara Hospital Tatsuya Tahara
- M-46** Failures of coronary flow adaptation in unstable angina patients cause wall motion abnormality
The 2nd Department of Internal Medicine, Tokyo Medical University Nobuhiro Tanaka
- M-47** Ultrasonic tissue characterization of flow-limiting in acute myocardial infarction by acoustic microscopy
Digital Miyagi Cardiovascular and Respiratory Center Department of Cardiology Hidehiko Sasaki

15:30-16:30

Digital Poster Session 1

Chairs: Junya Shite, Yoshisato Shibata
Head of Judge: Hiroyuki Kurogane
Judges: Kenji Horiuchi, Koh Arakawa



- MD-01** A novel predictor of coronary in-stent restenosis: Involvement of plasma aldosterone levels
Digital Department of Cardiology, Nagoya University Graduate School of Medicine Tetsuya Amano
- MD-02** Ultrasonic tissue characterization of flow-limiting in acute myocardial infarction by acoustic microscopy
Digital Miyagi Cardiovascular and Respiratory Center Department of Cardiology Hidehiko Sasaki
- MD-03** First reported dates from Argentina of implant and cellular therapy in myocardial infarction (TESCELCOR Study)
Digital Fernandez Vina & Benetti Foundations Roberto Fernandez Vina Jorge
- MD-04** Is thrombectomy favorable for restoring microvascular integrity and wall motion in anterior AMI?: Assessment using myocardial contrast echocardiography
Digital The Department of Cardiology, Tokyo Women's Medical University Kiyohito Arai
- MD-05** Pharmacological & mechanical thrombolysis with thrombus-aspiration in deep venous thrombosis with the trellis system
Digital Fernandez Vina & Benetti Foundations Roberto Fernandez Vina Jorge

Thursday, October 21

9:30-10:30 **Co-Medical 1 / 放射線技師**
座長: 鯨井 秀之

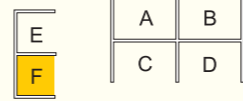
Booth E



- C-01** 当院における冠動脈CTの初期診断精度
埼玉県立循環器・呼吸器病センター 放射線技術部 田島 修
- C-02** MDCTによるadamkiewicz artery の描出について
心臓血管センター北海道大野病院 画像診断部 横山 博一
- C-03** 下肢動脈CT Angio検査における造影剤可変注入法の有用性
医療法人社団カレスサッポロ 北光記念病院 放射線科 山口 隆義
- C-04** Flat Panel Detectorでの左室造影は10mlの造影剤で施行可能か?
Digital 埼玉県立循環器・呼吸器病センター 放射線技術部 田島 修
- C-05** CT coronary angiographyによるプラーク性状の評価—IVUSとの比較—
Digital 石川県立中央病院 中央放射線部 大澤 三和
- C-06** キャリブレーション部位の違いが定量的冠動脈造影に与える影響についての検討
Digital 松江市立病院 放射線科 小林 直紘

9:30-10:30 **Co-Medical 2/ 放射線技師**
座長: 谷口 慎二

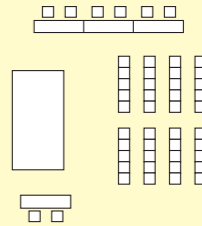
Booth F



- C-08** I.I.の劣化に伴う危険性
福井大学医学部附属病院 放射線部 上坂 秀樹
- C-09** 寝台の高さおよびI.I.位置における患者被ばく線量低減の工夫
昭和大学横浜市北部病院 放射線部 佐藤 久弥
- C-10** PCIにおける患者皮膚線量簡易換算法の検討
兵庫県立姫路循環器病センター 検査・放射線部 中原 誠
- C-11** 冠動脈造影における患者皮膚線量
Digital 国保小見川総合病院 診療放射線科 瀧口 広
- C-12** EAN128バーコードラベルによる使用医療材料請求の試み
Digital 東京医科大学病院 放射線部 荒木 洋一

10:30-11:30 **Co-Medical Digital Poster Session 1**

座長: 谷口 慎二・佐藤 政春
審査員長: 藤井 謙司
審査員: 鯨井 秀之
コメンテーター: 荒居 広明



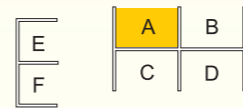
- CD-01** Flat Panel Detectorでの左室造影は10mlの造影剤で施行可能か?
Digital 埼玉県立循環器・呼吸器病センター 放射線技術部 田島 修
- CD-02** CT coronary angiographyによるプラーク性状の評価—IVUSとの比較—
Digital 石川県立中央病院 中央放射線部 大澤 三和
- CD-03** キャリブレーション部位の違いが定量的冠動脈造影に与える影響についての検討
Digital 松江市立病院 放射線科 小林 直紘
- CD-04** 冠動脈造影における患者皮膚線量
Digital 国保小見川総合病院 診療放射線科 瀧口 広
- CD-05** EAN128バーコードラベルによる使用医療材料請求の試み
Digital 東京医科大学病院 放射線部 荒木 洋一

Friday, October 22

14:00-15:30 **Stent(DES)**

Chairs: Tadafumi Akimitsu, Chiei Takanaka

Booth A

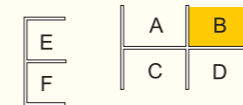


- M-48** Road to Cypher: Optimal stenting of BX Velocity using high pressure and long inflation
Division of Cardiology, Sekishinkai-Sayama Hospital Satoru Yoneyama
- M-49** PCI strategy and lesion characteristics affected restenosis in patients with diffuse long coronary lesions
The Department of Cardiology, Ishikawa Prefectural Central Hospital Hideki Itoh
- M-50** Is long (> 30mm) sirolimus-eluting stent implantation effective for de novo coronary lesions?
Cardiovascular Department, Dongsan Medical Center Young Soo Lee
- M-51** Does diabetes type influence late outcomes after sirolimus-eluting stent implantation using contemporary deployment technique
Division of Diagnostic and Interventional Cardiology, Institute Dante Pazzanese of Cardiology Amanda Sousa
- M-52** Short-term outcomes of Cypher™ stent in our institution
Division of Cardiology, Teikyo University Hospital Hiroyuki Kyouno
- M-54** Long-term results of sirolimus-eluting stent implantation in patients with coronary heart disease in real world population
Cardiovascular Department, Dongsan Medical Center Young Soo Lee
- M-55** Pharmacokinetic and feasibility studies of biodegradable rapamycin eluting stents for prevention of restenosis in miniswine coronary model
Internal Medicine, Cardiovascular Institute, and Fuwai Hospital, Peking Union Medical College, Chinese Academy of Medical Sciences Mengyue Yu
- M-56** Observation of kissing Cypher stent platforms implanted at the LAD-Dx coronary bifurcation in a pig: Examination by IVUS, vascular-endoscopy, and bronchoscopy
Division of Cardiology, Hamada Medical Center, Independent Administrative Agency National Hospital Organization Mutsuo Nakayama
- M-57** Potent inhibitory effect of sirolimus on circulating vascular progenitor cells
Department of Cardiovascular Medicine, University of Tokyo Daiju Fukuda
- M-58** Long-term results of sirolimus-eluting stent implantation in acute myocardial infarction
Cardiovascular Department, Dongsan Medical Center Young Soo Lee

14:00-15:30 **CTO**

Chair: Satoshi Ichimiya, Kunihiro Kosuga

Booth B



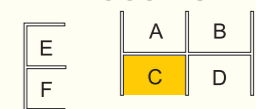
- M-59** Usefulness of inner catheter for guide wire penetration for CTO lesion of a right coronary artery
Department of Cardiology, Yokohama Minami Kyousai Hospital Hiroyuki Fujii
- M-60** Transradial intervention with Ikari guide catheter as the first choice for chronic total occlusion
Division of Cardiology, Mitsui Memorial Hospital Gaku Nakazawa

- M-61** Usefulness of a new penetration catheter, Tornus, in a patient with a CTO in the right coronary artery
Hoshi General Hospital Cardiovascular Center Yoshitane Seino
- M-62** No reflow phenomenon following PCI for totally occluded lesion in a case of old anterior infarction
Cardiovascular Disease Center, Tokyo Metropolitan Police Hospital Syuya Nitta
- M-63** Percutaneous catheter intervention for chronic total occlusion of saphenous vein grafts using PercuSurge distal protection
Division of Cardiology, Mitsui Memorial Hospital Shuzou Tanimoto
- M-64** Clinical significance of chronic total coronary occlusions in patients with first anterior acute myocardial infarction
Division of Cardiology, Ehime Prefectural Central Hospital Takeshi Mizobuchi
- M-65** Clinical significance of successful recanalization in patients with chronic total occlusion
Department of Cardiology, KyungPook National University Hospital Jung Ho Heo
- M-66** Long-term follow-up after Gianturco-Roubin (G-R) stent, Chronic Total Occlusion (CTO) versus non Chronic Total Occlusion (nCTO)
Department of Cardiology, Osaka Medical Center for Cancer and Cardiovascular Diseases Masumi Shimizu
- M-67** Cardiopulmonary effects on central sleep apnea by successful PCI in patients with CTO
Uwajima City Hospital Shinji Inaba
- M-68** Lesion characteristics of coronary total occlusions evaluated with intravascular ultrasound
Division of Cardiovascular Medicine, Department of Internal Medicine, Nihon University School of Medicine Shin-Ichiro Yokoyama
- M-69** Long-term prognosis after percutaneous coronary intervention for chronic total occlusion
Department of Cardiology, Shiga Medical Center for Adults Shinsaku Takeda

14:00-15:30 **CBA/PTA/Case Presentation**

Chair: Ryuta Asano, Tohru Kobayashi

Booth C



- M-70** Serial angiographic follow-up after cutting balloon angioplasty
Department of Cardiology, Osaka Medical Center for Cancer and Cardiovascular Diseases Masahiro Izumi
- M-71** Stenting for ostial stenosis of the subclavian artery: Simultaneous left transbrachial and transradial approach for vertebral artery protection
Division of Cardiology, Yokohama Rosai Hospital Kenji Yaginuma
- M-72** Stent placement for spontaneous extracranial vertebral artery dissection presenting embolic basilar artery occlusion
Department of Neuroendovascular Therapy, Kohnan Hospital Yasushi Matsumoto
- M-73** A new cerebral protection during CAS (carotid artery stenting) Mouse trap method
Department of Neurosurgery, Takatsuki Red Cross Hospital Shogo Nishi
- M-74** The acute myocardial infarction case with spontaneous coronary dissection treated by primary stent deployment
Department of Cardiology, Okazaki City Hospital Yoriyasu Suzuki

Friday, October 22

- M-75** Prior stenting with proximal site enables rotational atherectomy and POBA with distal calcified RCA
 Department of Cardiology, Yokohama Minami Kyosai Hospital Takashi Ashikaga
- M-76** Complex PCI in patients with dextrocardia
 The Department of Cardiology, Shizuoka General Hospital Kazuyasu Yoshitani
- M-77** The case of a severe coronary aneurysm with wafarization
 Division of Cardiovascular Medicine, Yousinkai Daidocentral Hospital Akira Yamamoto
- M-78** Case: Coronary artery fistula embolization with hystoacryl in patients with recurrent ischemic chest pain
 Department of Internal Medicine, College of Medicine, Gyeongsang National University Jinyong Hwang
- M-79** A case in which embolization of huge coronary - Pulmonary artery fistula and stenting to LAD were performed simultaneously
 Department of Cardiovascular Medicine, Itabashi Chuo Medical Center Yoshio Oh-hashii
- M-80** Initial results of percutaneous transluminal balloon angioplasty of malfunctioning internal arteriovenous fistula in 26 patients with 30 lesions
 Isesaki-sawa Medical Association Hospital Akira Koizumi

14:00-15:30 **Complication/Hemostasis Device**

Chairs: Yoshihisa Kinoshita, Toyoaki Matsushita

Booth D

- M-81** Brachial-ankle pulse wave velocity is an independent predictor of bleeding-associated complication after cardiac catheterization
 Department of Cardiovascular Medicine, Tottori Municipal Hospital Satoru Sakuragi
- M-82** Side branch narrowing caused by intramural hematoma following PCI for LAD : Diagnosis by IVUS and successful treatment by cutting balloon
 Department of Cardiology, Kameda Medical Center Shunji Yoshikawa
- M-83** Treatment for coronary intramural hematomas induced by coronary dissection after POBA from our experience of 5 cases
 The First Department of Internal Medicine, National Defense Medical College Ryuichi Katoh
- M-84** 2 cases of coronary perforation after rotational atherectomy to the tortuous left circumflex ostial lesion
 Division of Cardiovascular and Respiratory Medicine, Kobe University Graduate School of Medical Science Toshiro Shinke
- M-85** IVUS images of coronary perforation during coronary stenting : Two case reports
 First Department of Internal Medicine, Fukushima Medical University Yuichi Ujiie
- M-86** A case of right renal artery perforation during the procedure of "CLOSER™"
 Saitama Eastern Cardiovascular Hospital Kazuya Iwata
- M-87** Renal hematoma caused by an angled-tip guidewire aberration -A case report-
 The Division of Cardiology, Shin-nittetsu Muroran General Hospital Atsushi Doi
- M-88** Comparison of anchoring-mediated hemostasis and suture-mediated hemostasis
 Nagoya First Red Cross Hospital Masaski Yamauchi

15:30-16:30 **Digital Poster Session 2**

Chair: Satoshi Ichimiya, Yukio Tsurumi
 Head of Judge: Tohru Kobayashi
 Judges: Yoshihisa Kinoshita, Kunihiko Kosuga

- MD-06** Lesion characteristics of coronary total occlusions evaluated with intravascular ultrasound
Digital Division of Cardiovascular Medicine, Department of Internal Medicine, Nihon University School of Medicine Shin-Ichiro Yokoyama
- MD-07** Long-term prognosis after percutaneous coronary intervention for chronic total occlusion
Digital Department of Cardiology, Shiga Medical Center for Adults Shinsaku Takeda
- MD-08** Potent inhibitory effect of sirolimus on circulating vascular progenitor cells
Digital Department of Cardiovascular Medicine, University of Tokyo Daiju Fukuda
- MD-09** Long-term results of sirolimus-eluting stent implantation in acute myocardial infarction
Digital Cardiovascular Department, Dongsan Medical Center Young Soo Lee
- MD-10** Observation of kissing Cypher stent platforms implanted at the LAD-Dx coronary bifurcation in a pig: Examination by IVUS, vascular-endoscopy, and bronchoscopy
Digital Division of Cardiology, Hamada Medical Center, Independent Administrative Agency National Hospital Organization Mutsuo Nakayama

Friday, October 22

9:30-10:30 Co-Medical 3 / 看護師

座長: 上野 ひとみ

Booth E

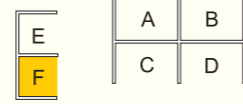


- C-13** CCU入室患者のせん妄発症の調査～ニーチャムスケールと患者アンケートを使用して～
岐阜県立多治見病院 救命救急センター 西尾 静
- C-14** CICU:特定入院料の施設基準取得によるメリット
平塚共済病院 心臓センター CICU 芝岡 多美子
- C-15** AMI患者への心臓リハビリ同一指導をめざして
愛知県立尾張病院 神谷 由紀子
- C-16** カテ室に勤務するコ・メディカルの検査・治療に対する危険因子の意識調査
社団法人 八日会 藤元早鈴病院 常松 謙二
- C-17** 橈骨動脈アプローチ手技後の圧迫止血の一考察
東邦大学医学部附属大森病院 看護部 佐藤 久江
- C-18** 心臓センターCICUにおけるトータルケアベッドの有用性
平塚共済病院 心臓センター CICU 近藤 まゆみ
- C-19** PCI後に合併する出血・血腫の発生過程の分析～シース管理の改善を目指して～
滋賀県立成人病センター 救急特殊病棟 菅 聡子
- C-20** シースアウト合併症予防の検討 特に上腕アプローチ後の安楽な肢位保持の工夫から
福山循環器病院 看護部 心臓カテーテル室 松田 憲尚

9:30-10:30 Co-Medical 4 / 看護師

座長: 八木 美枝子

Booth F

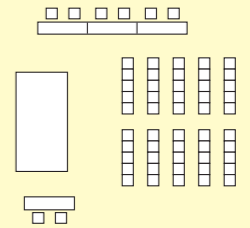


- C-21** 橈骨アプローチの止血法におけるスキントラブルの工夫
東邦大学医学部附属大森病院 看護部 富田 礼子
- C-22** 心臓カテーテル検査クリニカルパスの見直し
奈良県立三室病院 内科病棟・循環器科 増井 和美
- C-23** 心不全患者指導に関する看護師の意識調査
岐阜県立岐阜病院 循環器病棟 北村 芳枝
- C-24** 当院TRI止血法の出血状況止血3時間後バンド除去、6時間後の包交は有効か
陽心会 大道中央病院 病棟看護師 仲田 栄寿
- C-25** オーダリング導入による待機的PCIのクリティカルパスを作成して
独立行政法人 健康福祉機構 香川労災病院 島田 佐苗

- C-26** 心臓カテーテル検査において上腕アプローチにおける苦痛調査
星総合病院 心臓病センター 生田目 妙子
- C-27** インターベンション周術期における加温輸液の有用性の検討
山田赤十字病院 看護部 松本 都
- C-28** 心筋梗塞患者が退院後に行動変容できる看護介入について
横浜南共済病院 循環器センター 半場 美由紀

10:30-11:30 Co-Medical Digital Poster Session 2

座長: 小山 順子・永山 義弘
 審査員長: 藤井 謙司
 審査員: 黒瀬 圭子
 コメンテーター: 谷口 美智子



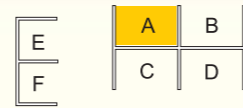
- CD-06** 心臓センターCICUにおけるトータルケアベッドの有用性
平塚共済病院 心臓センター CICU 近藤 まゆみ
- CD-07** PCI後に合併する出血・血腫の発生過程の分析～シース管理の改善を目指して～
滋賀県立成人病センター 救急特殊病棟 菅 聡子
- CD-08** シースアウト合併症予防の検討 特に上腕アプローチ後の安楽な肢位保持の工夫から
福山循環器病院 看護部 心臓カテーテル室 松田 憲尚
- CD-09** インターベンション周術期における加温輸液の有用性の検討
山田赤十字病院 看護部 松本 都
- CD-10** 心筋梗塞患者が退院後に行動変容できる看護介入について
横浜南共済病院 循環器センター 半場 美由紀

Saturday, October 23

Booth A

14:00-15:30 **LMT/DCA**

Chairs: Shigenori Ito, Takahiko Kawarabayashi

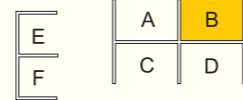


- M-89** Three cases of directional coronary atherectomy using intraaortic balloon pumping for complication
The Department of Cardiology, Miki City Hospital Shinobu Ichikawa
- M-90** The relation between the working diameter of FLEXI-CUT and debulking effect
The Department of Cardiology, Yokohama Asahi Central General Hospital Masato Shinozaki
- M-91** Additional DCA to LCx ostium due to the plaque shift after DCA to LMT and LAD ostial lesion
Cardiovascular Division, Yokohama Asahi General Hospital Masanori Nemoto
- M-92** Clinical outcomes of unprotected left main trunk after percutaneous revascularization in 26 patients in Matsuyama shimin hospital
Department of Cardiovascular Medicine, Matsuyama Shimin Hospital Hiroyuki Fujieda
- M-93** Coronary artery stenting of unprotected left main trunk in patients with angina pectoris
The First Department of Internal Medicine, Fukushima Medical University Minoru Mitsugi
- M-94** Observation of the kissing Cypher stent platforms implanted at the LMCA bifurcation in a cow: Examination by vascular-endoscopy and bronchoscopy
Division of Cardiology, Hamada Medical Center, Independent Administrative Agency National Hospital Organization Hiroshi Iida
- M-95** Severe bleeding from duodenal ulcer after LMT stenting in patient with triple vessel disease
The First Department of Internal Medicine, Fukushima Medical University Kazuhiko Nakazato
- M-96** Excellent clinical late outcome of optimal acute results achieved by DCA prior to stenting
The Department of Cardiology, The Cardiovascular Institute Yuji Oikawa

Booth B

14:00-15:30 **ISR/Radiation/Prognosis**

Chairs: Naoto Aoki, Masaharu Ishihara



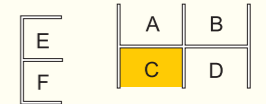
- M-97** Which is the best biochemical marker of adverse events after elective coronary stenting?
Division of Diagnostic and Interventional Cardiology, Institute Dante Pazzanese of Cardiology Amanda Sousa
- M-98** Relation between vessel stretch during stent implantation and neointimal hyperplasia
The Division of Cardiology Kawasaki Social Insurance Hospital Shigeru Nishimura
- M-99** Evaluation of neointimal proliferation of low-pressure Penta stent implantation after cutting balloon angioplasty
Aichi Prefectural Owari Hospital Cardiovascular Center Kosuke Watanabe
- M-100** Procedural predictors of restenosis after bare metal stent implantation -Postdilatation over stent edges is an independent predictor of restenosis-
Department of Cardiology, Okazaki City Hospital Toru Tajika
- M-101** Long-term changes of edge stenosis after intracoronary brachytherapy -Angiographycal and intravascular ultrasound analysis-
Department of Cardiology, Shiga Medical Center for Adults Masaharu Okada
- M-102** A randomized comparison of clopidogrel and aspirin versus ticlopidine and aspirin after coronary stenting
Department of Cardiology, Seoul National University Hospital Jung-Won Suh

- M-103** The efficacy of intravascular ultrasound for the reduction of binary in-stent restenosis rate
Yokohama Sakae Kyousai Hospital Ichiro Mizuguchi
- M-104** Systemic immunosuppression inhibits in-stent restenosis in the patients with renal allograft
Cardiovascular Division of Yonsei Cardiovascular Center and Cardiovascular Research Institute, Yonsei University College of Medicine Jae-Hun Jung
- M-105** Efficacy and safety of sirolimus-eluting stents for the treatment of in-stent restenosis: Three year results
Division of Diagnostic and Interventional Cardiology, Institute Dante Pazzanese of Cardiology Amanda Sousa
- M-106** The angiographic characteristics of culprit site by differences in cardiac events for primary percutaneous coronary interventions from 2092 consecutive cases
Hitachi General Hospital, Cardiovascular center, Internal cardiology Akio Yukawa
- M-107** Predictors of mortality in patients with ischemic severe left ventricular dysfunction
The Department of Cardiology, Ishikawa Prefectural Central Hospital Hideki Itoh
- M-108** Histopathological findings of ultra-late in-stent restenosis
Department of Cardiology, Shiga Medical Center for Adults Katsuyuki Hasegawa
- M-109** Results of bare metal stents benchmark test
Fuji City General Hospital Takayuki Ogawa

Booth C

14:00-15:30 **Other Modality/New Device**

Chairs: Keiichi Igarashi, Yasuhiro Tsumura

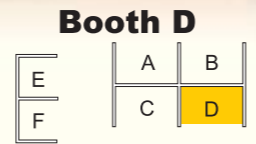


- M-110** Coronary MSCT in chest pain
Division of Cardiovascular Medicine, Yousinkai Daidocentral Hospital Akira Yamamoto
- M-111** Evaluation of In-Stent Restenosis (ISR) with 16-row Multi-Detector Computed Tomography (MDCT); Can MDCT detect ISR of Drug-Eluting Stent (DES)?
Department of Cardiology, Mitsubishi Kyoto Hospital Shinji Miki
- M-112** Diagnostic values of myocardial SPECT to detect restenosis in asymptomatic patient were significantly affected by the accuracy of pre-intervention SPECT
Department of Internal Medicine, Seoul Nation University Hospital Jin-Shik Park
- M-113** Are max CK and max CK-MB represent for the whole infarct myocardium? -estimate using cardiac MRI-
Internal Medicine, Yokohama Sakae Kyosai Hospital Taku Iwaki
- M-114** Use of a new device for measurement the really stent expansion (Metricath experience in Argentina)
Fernandez Vina & Benetti Foundations Roberto Fernandez Vina Jorge
- M-115** The feasibility of bilateral heart catheterization using the radial artery and antecubital vein for outpatients
Cardiovascular Section, Depart of Internal Medicine, Pusan National University Hospital Kook-Jin Chun
- M-116** Development and clinical evaluation of 3-Fr catheters for coronary angiography
Cardiovascular Center, Tohoku Kosei-nenkin Hospital Yoshiaki Katahira
- M-117** Contribution of genetic characteristics of vascular adrenergic receptor to variant angina
Cardiovascular Center, Seoul National University Hospital Sang-Ho Jo

Saturday, October 23

14:00-15:30 PTMC/Surgery

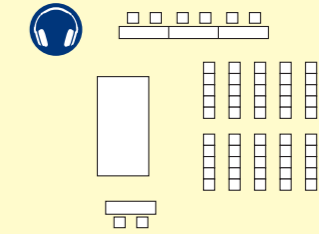
Chairs: Hirosato Doi, Akihiko Shirasaka



- M-118** Balloon Mitral Valvuloplasty (BMV) in 810 consecutive patients using Inoue balloon technique: Immediate and mid-term follow up results
National Heart Foundation Hospital and Research Institute Momenuz Zaman
- M-119** Percutaneous transvenous mitral commissurotomy during pregnancy - A single institution experience
Division of Cardiology, University of the Philippines - Philippine General Hospital Walid Amil A
- M-120** Outcomes of the endovascular treatment of type B aortic dissection
Cardiovascular Division of Yonsei Cardiovascular Center and Cardiovascular Research Institute, Yonsei University College of Medicine Sungha Park
- M-121** Clinical results of open stent-grafting using endotracheal tubes in the treatment of high-risk patients with distal arch aneurysms
Cardiovascular Center, Fukushima Daiichi Hospital Hirofumi Midorikawa
- M-122** Can the measurement of intraoperative graft flow really presume the postoperative patency after coronary bypass surgery?
Department of Cardiovascular Surgery, Saiseikai Kumamoto Hospital Hiroyasu Misumi
- M-123** Evaluation graft in OPCAB with IRIS
Department of Cardiovascular Surgery, Shinkatsushika Hospital Noriyuki Murai
- M-124** OPCAB strategy for acute coronary syndrome
Service of Cardiovascular Surgery, Fukuyama Cardiovascular Hospital Shogo Mukai
- M-125** Management of the median sternotomy wounds with occlusive dressing technique
Department of Cardiovascular Surgery, Omura Municipal Hospital, Cardiovascular Center Hideki Teshima
- M-126** Partial aortic clamping dose not increase risk of stroke in selected patients
Department of Cardiovascular Surgery Genichi Sakaguchi

15:30-16:30 Digital Poster Session 3

Chairs: Hirosato Doi, Keiichi Igarashi
Head of Judge: Shin-ichi Tohyama
Judges: Naoto Aoki, Masaharu Ishihara



- MD-11** Results of bare metal stents benchmark test
Fuji City General Hospital Takayuki Ogawa
- MD-12** Contribution of genetic characteristics of vascular adrenergic receptor to variant angina
Cardiovascular Center, Seoul National University Hospital Sang-Ho Jo
- MD-13** Histopathological findings of ultra-late in-stent restenosis
Department of Cardiology, Shiga Medical Center for Adults Katsuyuki Hasegawa
- MD-14** Excellent clinical late outcome of optimal acute results achieved by DCA prior to stenting
The Department of Cardiology, The Cardiovascular Institute Yuji Oikawa
- MD-15** Partial aortic clamping dose not increase risk of stroke in selected patients
Department of Cardiovascular Surgery Genichi Sakaguchi

CCT 2004 News "FOCUS" PCI Cases Data Base Service

PCI case summaries presented at CCT 2004 can be viewed on the Web site (URL: <http://mediasitelive2004/focus>), accessible from computers at the seven Internet Corners at the venue.

* Check available cases on the main screen.

The Internet Corners are set up at the following locations (number of computers):

- Back of the General Reception Counter (next to the cloakroom) (5)
- In the Faculty Lounge (2)
- In front of the Faculty Lounge (2)
- Exhibition Hall (near the service door) (2)
- Exhibition Hall (right-side back) (3)
- In front of the Poster Session area (3)
- In front of Hall B (3)

How to Use:

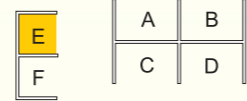
Setting up wired LAN

- Insert the LAN cable in the LAN port of the computer.
- Set IP address and DNS server at "automatic."
- * This will invalidate your original IP; you are advised to write it down to restore it afterward.
- Activate your browser and enter in the address bar:
<http://mediasitelive2004/focus>
- A list of contents will appear for your viewing.

Saturday, October 23

9:30-10:45 **Co-Medical 5 / 臨床工学技士・臨床検査技師
理学療法士・管理栄養士**
座長：小松 良司

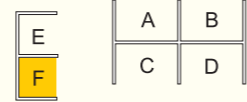
Booth E



- C-29** Duraflex STENT成績と留置時に出現する蛇腹現象の検討
星総合病院 臨床工学科 添田 信之
- C-30** STENTの拡がりに関する体外での実験的検討
星総合病院 臨床工学科 添田 信之
- C-31** 当院におけるBx Velocity Stentの治療成績の検討
星総合病院 臨床工学科 二上 倫嗣
- C-32** Distal protection施行時におけるST変化の臨床的意義
Digital 東京警察病院 循環器センター 椎原 大介
- C-33** PCPSプライミング時間の短縮についての検討
京都桂病院 心臓血管センター 臨床工学科 廣川 亮
- C-34** PCPS使用中の脱血不良による空気混入の予防策について
松江市立病院 臨床検査部 松浦 佐知子
- C-35** コストフリーのIABP模擬バルーンによる定期点検と性能評価
国保小見川総合病院 臨床工学技士 堀 和芳
- C-36** XEMEX社製新型8Fr IABPの使用経験
桐蔭ハートセンター 上屋敷 繁樹
- C-37** 当院における心カテオーダーリングシステムの試み
Digital 東邦大学大森病院 臨床工学部 山下 稔晴
- C-38** 当院における心臓カテテルデータベースの現状とME科の役割
仁愛会 浦添総合病院 ME科 竹内 正人
- C-39** IVUS検査情報データベースの作成
滋賀県立成人病センター 手術部 臨床工学技士 中西 基修
- C-40** 当院におけるコスト管理、在庫管理システム
新葛飾病院 心臓病センター 臨床工学科 佐藤 明広

9:30-10:45 **Co-Medical 6 / 臨床工学技士・臨床検査技師
理学療法士・管理栄養士**
座長：木下 昌樹

Booth F

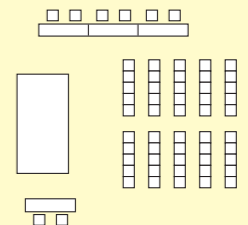


- C-41** 内視鏡支援ロボットシステムの導入と臨床工学技士の役割
星総合病院 臨床工学科 佐藤 真也
- C-42** IVUSの機種間における計測精度に対する検討
Digital 心臓血管研究所附属病院 臨床検査部 高梨 賀江
- C-43** Galaxy™及びGalaxy2™におけるTRACE ASSIST機能の検討
昭和大学横浜市北部病院 ME室 寺島 敏晃

- C-44** 庄トランスデューサーの加圧バックにおける圧力変化についての基礎的検討
京都桂病院 心臓血管センター 臨床工学科 西野 功一
- C-45** シングルポンプシステムによる脳分離体外循環回路の開発と臨床応用
大阪府済生会吹田病院 臨床工学科 伊藤 英史
- C-46** 冠動脈バイパス時のグラフト血流量測定について
東京医科大学病院 臨床工学センター 朝日 亨
- C-47** 冠動脈造影時に発生する心電図ノイズに対する検討：その原因と対策
Digital 亀田総合病院 ME室 大石 杏衣
- C-48** 求められる輸液ポンプ
金沢循環器病院 臨床工学科 山本 基善
- C-49** 当院における臨床工学技士業務と機器管理
東京医科大学病院 臨床工学センター 尾形 明信
- C-50** 勤務時間外におけるインターベンション時の体制について
静岡赤十字病院 臨床工学課 菊池 秀明
- C-51** 仰臥位安静状態における食事形態の工夫アンケート調査による検討
心臓血管研究所附属病院 栄養部 管理栄養士 横山 真理
- C-52** 当院におけるバイパス術後の在院日数と心臓リハビリテーションについて
Digital 大和成和病院 リハビリテーション科 上原 さやか

10:45-11:45 Co-Medical Digital Poster Session 3

座長： 竹内 正人、納口 英二
審査員長： 佐藤 匡也
審査員： 赤松 俊二
コメンテーター： 山口 敏和



- CD-11** IVUSの機種間における計測精度に対する検討
Digital 心臓血管研究所附属病院 臨床検査部 高梨 賀江
- CD-12** Distal protection施行時におけるST変化の臨床的意義
Digital 東京警察病院 循環器センター 椎原 大介
- CD-13** 当院における心カテオーダーリングシステムの試み
Digital 東邦大学大森病院 臨床工学部 山下 稔晴
- CD-14** 当院におけるバイパス術後の在院日数と心臓リハビリテーションについて
Digital 大和成和病院 リハビリテーション科 上原 さやか
- CD-15** 冠動脈造影時に発生する心電図ノイズに対する検討：その原因と対策
Digital 亀田総合病院 ME室 大石 杏衣

General Information

Venue

Kobe International Exhibition Hall

6-11-1 Minatojima-nakamachi, Chuo-ku, Kobe
650-0046, Japan
Tel:+81-(0)78-302-1020

Portopia Hotel

6-10-1 Minatojima-nakamachi, Chuo-ku, Kobe
650-0046, Japan
Tel:+81-(0)78-302-1111

Secretariat Service

CCT Secretariat

Tel: +81-(0)532-57-1275 Fax: +81-(0)532-52-2883
E-mail: secretariat@cct.gr.jp
1-15-25 Maedaminami-machi, Toyohashi
Aichi 440-0851 Japan
URL: <http://www.cct.gr.jp>

Secretariat Room (On-site):

(Oct. 20 - Oct. 23, 2004 only)

Kobe International Exhibition Hall 2, 1F
Tel: +81-(0)78-303-4007
+81-(0)78-303-4008
Fax: +81-(0)78-303-4009

Transportation

- Bus
Shuttle buses (free) that connect Portopia Hotel with Sannomiya Station and Shin Kobe Station are available.
*Service available only for Portopia Hotel customers.
- Train
10 minutes by Port Liner from Shiminhiroba Station to Sannomiya Station.

Language

- English-Japanese interpretation is available in the sessions marked with
- Meeting with interpreter will be held in;
Preview Room 1
(Kobe International Exhibition Hall 2, 3F)
Preview Room 2 "KIKUSUI"
(Portopia Hotel, Main Building B1F)

CCT 2004 News "FOCUS"

PCI Cases Data Base Service

PCI case summaries presented at CCT 2004 can be viewed on the Web site
(URL: <http://mediasitelive2004/focus>),
accessible from computers at the seven Internet Corners at the venue.
* Check available cases on the main screen.

Registration Fee

On-site Registration

Medical 18,000 yen
Co-medical 8,000 yen
Company related 18,000 yen

Pre-Registration (by September 30)

Medical 15,000 yen
Co-medical 5,000 yen
Company related 15,000 yen

Faculty-Lounge

CCT 2004 Faculty-Lounge is located by International Exhibition Hall 1, 1F.

Open hour: Oct. 20 13:00 - 19:00
Oct. 21 7:30 - 19:00
Oct. 22 7:30 - 19:00
Oct. 23 7:00 - 19:00
Oct. 24 7:30 - 14:30

Registration

Open hour

CCT 2004 Registration Desk is located
Main Entrance Oct. 20 13:00 - 19:00
Oct. 21 7:30 - 19:00
Oct. 22 7:30 - 19:00
Oct. 23 7:00 - 19:00
Hall A Oct. 24 7:30 - 13:00

Poster Session

CCT 2004 Poster Session Desk is located in Room1
Open hour: 9:30-17:00

Exhibition

Open hour

CCT 2004 Exhibition Desk is located
Exhibit Hall Hall A
Oct. 21-Oct. 22 9:00-18:00
Oct. 23 9:00-17:00
Hall A
Oct. 24 9:00-14:30

Food & Beverages

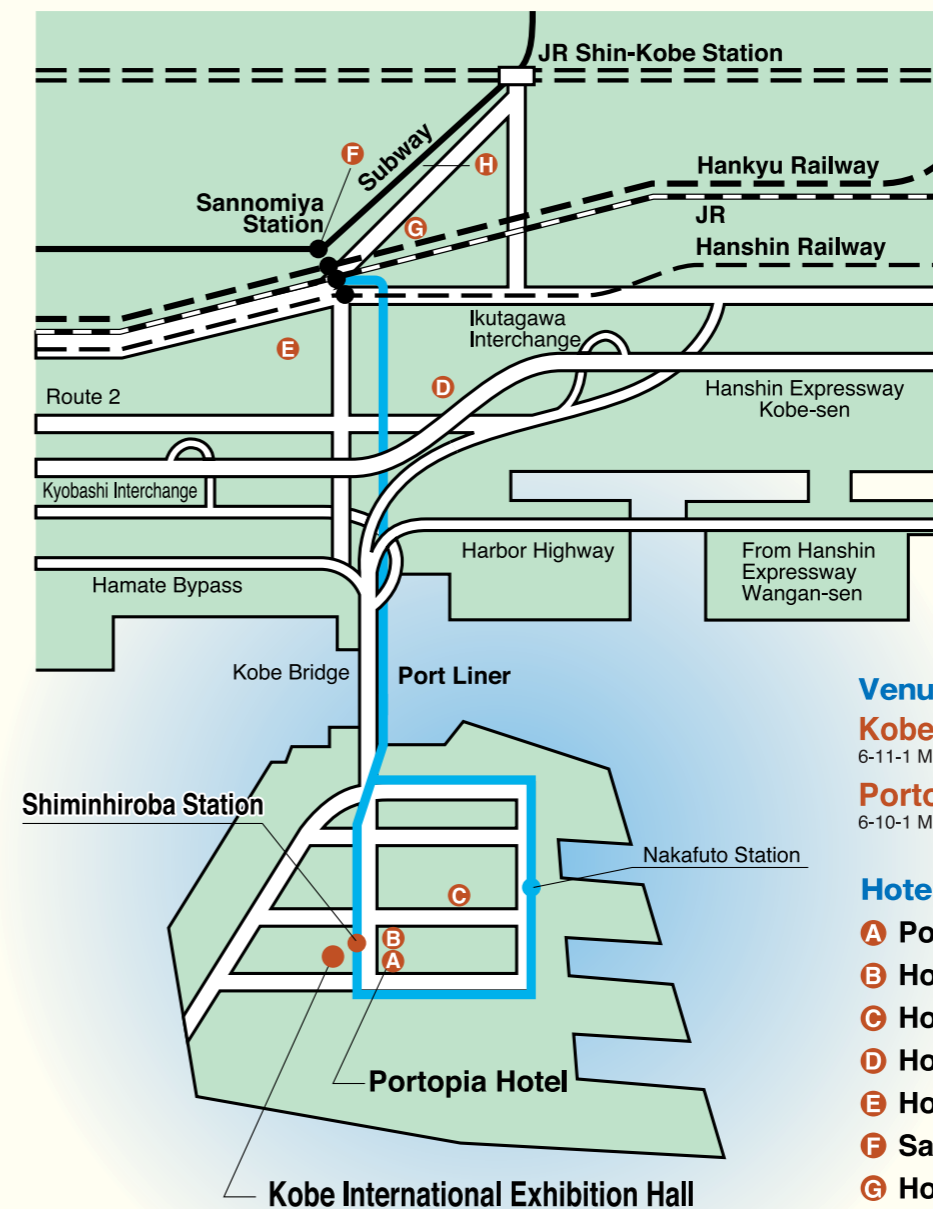
- Breakfast will be offered for the Morning Sessions.
 - Coffee will be available at the International Sessions/ Case Presentations.
 - Coffee service will be offered in the Main Hall/ Hall A/Hall B. (Service time is limited)
 - Chinese light snack will be offered in Exhibit Hall. (10:00-, 15:00-) *The number is limited
 - All the Faculty will have an access to the Faculty Salon
•Portopia Hotel, South Wing, 4F, "Levante"(Oct.20-22)
•Portopia Hotel, Main Building, 2F, "Lestacade"(Oct.23)
- Open hour: Oct.20 21:00-23:00, Oct.21-22 19:30-22:00
Oct.23 19:00-22:00

(Please present name card for admission.)

CCT Welcome Reception

CCT Welcome Reception will be held at Room 4-5, Portopia Hotel on October 20, at 20:00.

Access Map



Venue

Kobe International Exhibition Hall
6-11-1 Minatojima-Nakamachi, Chuo-ku, Kobe, 650-0046

Portopia Hotel
6-10-1 Minatojima-Nakamachi, Chuo-ku, Kobe, 650-0046

Hotel

- A** Portopia Hotel
- B** Hotel Gaufres
- C** Hotel Pearl City Kobe
- D** Hotel Sun Route Sopra Kobe
- E** Hotel Via Mare Kobe
- F** Sannomiya Terminal Hotel
- G** Hotel Piena Kobe
- H** Green Hill Hotel Kobe

Inquiries for...

General Information

CCT 2004 Information Desk
c/o Inter Group Corp.
Tel: +81-(0)6-6372-3051 Fax: +81-(0)6-6376-2362
E-mail: cct@intergroup.co.jp
3-10 Tsuruno-cho, Kita-ku, Osaka 530-0014 Japan

Program & Faculty

CCT Secretariat
Tel: +81-(0)532-57-1275 Fax: +81-(0)532-52-2883
E-mail: secretariat@cct.gr.jp
1-15-25 Maedaminami-machi, Toyohashi
Aichi 440-0851 Japan

Registration, Accommodation & Travel

CCT 2004 Registration Desk
c/o Nippon Express Co., Ltd. Osaka Travel Branch
Tel: +81-(0)6-6201-1962 Fax: +81-(0)6-6232-0157
E-mail: hi-nishiyama@nittsu.co.jp
1-1-6 Kitahama, Chuo-ku, Osaka 541-0041 Japan

Poster Session

CCT 2004 Poster Session Desk
c/o Inter Group Corp.
Tel: +81-(0)6-6375-9477 Fax: +81-(0)6-6376-2362
E-mail: cct-poster@intergroup.co.jp
3-10 Tsuruno-cho, Kita-ku, Osaka 530-0014 Japan

Exhibition

CCT 2004 Exhibition Desk
c/o HONEST, Ltd.
TEL: +81-(0)6-4792-1131 FAX:+81-(0)6-4972-1141
E-mail: pablo-n@mbr.sphere.ne.jp
2-2-8, Yariyamachi, Chuoku, Osaka 540-0027 Japan

CCT 2005

Kobe Japan

**November 15 (tue.)-17 (thu.)
2005**

**Kobe International Exhibition Hall
Portopia Hotel**



CCT Secretariat

1-15-25 Maedaminami-machi, Toyohashi, Aichi 440-0851 Japan

Tel: +81-(0)532-57-1275 Fax: +81-(0)532-52-2883