




**Program at a glance** **Coronary**

**Thursday, January 29**

Opening Ceremony

		8:00	9:00	10:00	11:00	12:00	
<b>Kobe International Exhibition Hall 2</b>	<b>Main Theater (Room 1)</b>		<b>PCI Live</b> Toyohashi Heart Center 				
	<b>Masters Theater (Room 2)</b>	1F	<b>Masters Live</b> Tamai Live 				
	<b>Promotion Bureau</b>			FILTRAP Hands-on Session	<b>SF Live</b> SES in complex lesions 		
	<b>Room 3</b>	2F	Competition Acute Coronary Syndrome 1	Competition Complex Lesions 1	Competition Peripheral Intervention 1		
<b>Kobe International Exhibition Hall 1</b>	<b>PCI Hands-on Center</b>						
	<b>Room 6</b>	2F	TF Bail Out Club: Part 1	TF Bail Out Club: Part 2			
	<b>Exhibit Hall</b>	1F	Poster Viewing	Poster Session	<b>Medical</b>	<b>Co-medical</b>	
			OCT Learning Center	IVUS Learning Center	CT Learning Center	Exhibition	
<b>Portopia Hotel</b>	<b>Room 9</b>	Main Bldg. B1F					
	<b>Room 10</b>						
	<b>Room 11</b>						
	<b>Room 12</b>						
	<b>Room 13</b>						
	<b>Room 14</b>	South Wing B1F					

	13:00	14:00	15:00	16:00	17:00	18:00	19:00	20:00
		Message from CCT <b>PCI Live</b>	Toyohashi Heart Center			Apollo Hospital (India) Transmission from Abroad <b>LIVE</b>		
		<b>Masters Live</b> Katoh Live SF Live Expert approach to CTOs: Latest strategies and approaches	<b>LIVE</b>	<b>Masters Live</b> Saito Live	<b>LIVE</b>			
		Digital Poster Session <b>Co-medical</b>		Digital Poster Session <b>Medical</b>				
Fight Metabolic Syndrome!! - So you wanna lose weight!? Not only for you, but also for your patients! - LS	Competition Chronic Total Occlusion 1	Competition Acute Coronary Syndrome 2	Competition Chronic Total Occlusion 2	Competition Complex Lesions 2		FS ※別途受講費要 放射線防護講習会		
			H Let's Experience PCI <b>Co-medical</b>					
Clinical video course of PCI and PPI : Dr. Takahiko Suzuki LS	TF Imaging for PCI Club 							
		Poster Viewing Poster Session <b>Medical</b>						
		OCT Learning Center						
		CT Learning Center		CT Learning Center				
		IVUS Learning Center						
Has DES platform influence on outcome? LS	EC EVT Resident Course: Part 1		EC EVT Resident Course: Part 2			FS Job fair for Japanese cardiologists  ~20:30		
Biosensors stent technology - evaluated by clinical results LS	Experts' Case Calcified Lesions	Experts' Case Complication Cases	Experts' Case PCI for post CABG patients	Experts' Case Chronic Total Occlusions				
Future direction of PCI LS						FS Further demands for intravascular imaging		
Advanced imaging technology for supporting PCI - The angio system and the latest MD-CT - LS								

Program at a glance **Coronary**

Friday, January **30**

		8:00	9:00	10:00	11:00	12:00
Kobe International Exhibition Hall 2	Main Theater (Room 1)		<b>PCI Live</b> Toyohashi Heart Center <small>SF Live</small> Complex lesion strategy with TAXUS			<b>LIVE</b>
	Masters Theater (Room 2)	1F	<b>Masters Live</b> Tsuchikane Live <small>SF Live</small> Expert strategy for CTO			<b>LIVE</b>
	Promotion Bureau			Advance / Advance LITE guide wire	Scoreflex case presentation <small>Japanese only</small>	Most up-to-date information on Medtronic and USCI products <small>Japanese only</small>
	Room 3	2F	Competition Calcified Lesions	Competition Peripheral Intervention 2	Competition Complications	
Kobe International Exhibition Hall 1	PCI Hands-on Center		H Let's Experience PCI <b>Co-medical</b>		H Troubleshooting Stent delivery <b>Medical</b>	
	Room 6	2F	TF TRI Club		PS LMT and Bifurcation Club	
	Exhibit Hall	1F	Poster Viewing	Poster Session <b>Medical</b> <b>Co-medical</b>	OCT Learning Center	CT Learning Center
Portopia Hotel	Room 9		EC PCI Resident Course: Part 1 <small>Japanese only</small>		EC PCI Resident Course: Part 2 <small>Japanese only</small>	
	Room 10		PS Next generation balloon and stent		PS Stent Thrombosis	
	Room 11	Main Bldg. B1F			SS APSIC@CCT	
	Room 12					
	Room 13					
	Room 14	South Wing B1F				

Institut Hospitalier Jacques Cartier (France)

13:00	14:00	15:00	16:00	17:00	18:00	19:00	20:00
The road to eliminate restenosis: Key learnings from the thoraxcenter and influence to the future of PCI LS	EVT Live  LIVE Toyohashi Heart Center		PCI Live Toyohashi Heart Center		Transmission from Abroad  LIVE SF Live	A next generation DES navigates your most challenging cases	
TAXUS the proven DES keeps evolving... LS	Masters Live Mitsudo Live		LIVE		Live Cases Review Session - What should we learn from live cases? -		
	Digital Poster Session  Co-medical		Digital Poster Session  Medical				
Clinical OCT LS	Competition Left Main Trunk/ Bifurcations	Competition Chronic Total Occlusion 3	PS Transcatheter structural/valve disease therapies - Updated in the world -		FS ASD / PFO closure		
	H Troubleshooting Bifurcation						
Global vascular management "What do we have and what do we need?" LS	PS DES Summit: Part 1		PS DES Summit: Part 2				
	Poster Viewing						
	Poster Session  Medical						
	OCT Learning Center						
	CT Learning Center		CT Learning Center				
	IVUS Learning Center						
Seeing more is doing better - Innovative images assist your PCI strategy - LS	Experts' Case Left Main Lesions	Experts' Case High risk patients and lesions		Experts' Case Bifurcation Lesions	FS Zotarolimus eluting stent update		
The leading edge DES: Xience V LS	SS Angioplasty Summit@CCT - Left Main & Bifurcation Summit -		SS GW-ICC@CCT		FS Embolic protection today and tomorrow		
The next level of precision in intravascular imaging: Clinical uses of VH IVUS in acute and stable patients LS							
To prevent acute coronary syndrome is very important for good prognosis of PCI-ACE inhibitor may inhibit the atheroma rupture- LS							
Cutting-edge GE cardiac update LS					4th APSIC Fellowship Convocation		
The new current of "Risk stratification of lethal arrhythmia" LS							

Program at a glance **Coronary**

Saturday, January **31**

The Mount Sinai Medical Center (USA)

Award Ceremony

		8:00	9:00	10:00	11:00	12:00			
Kobe International Exhibition Hall 2	Main Theater (Room 1)	<p><b>PCI Live</b> Toyohashi Heart Center</p> <p>Transmission from Abroad</p>					<b>LIVE</b>		
	Masters Theater (Room 2)	<p><b>Masters Live</b> Suzuki Live</p> <p>SF Live OCT</p>					<b>LIVE</b>		
	Promotion Bureau						Digital Poster Session <b>Co-medical</b>		
	Room 3	2F	PS	Cutting edge managements and strategies in diabetes		PS	Acute Coronary Syndrome - Current management and intervention -		
Kobe International Exhibition Hall 1	PCI Hands-on Center			H	Let's Experience PCI <b>Co-medical</b>	H	Stent delivery Bifurcation <b>Medical</b>		
	Room 6	2F	EC	CTO - retrograde fundamental course at CCT2009 Part 1: Basics for CTO approach		EC	CTO - retrograde fundamental course at CCT2009 Part 2: Basics for CTO retrograde approach		
	Exhibit Hall	1F	<p>Poster Viewing</p> <p>Poster Session <b>Co-medical</b></p> <p>OCT Learning Center</p> <p>IVUS Learning Center</p> <p>CT Learning Center</p> <p>Exhibition</p>				EC	CTO - retrograde fundamental course at CCT2009 Part 3: Benchmarks in retrograde approach-	
Portopia Hotel	Room 9	Main Bldg. B1F	MS	Overcome the unsolved bifurcation challenge	TF	EVT Course: Meet the Experts - How do we treat the patients with peripheral artery disease? - : Part 1		TF	EVT Course: Meet the Experts - How do we treat the patients with peripheral artery disease? - : Part 2
	Room 10	Main Bldg. B1F			SS	Snowmass@CCT		SS	CIT@CCT
	Room 11	Main Bldg. B1F							
	Room 12	Main Bldg. B1F							
	Room 13	Main Bldg. B1F							
	Room 14	South Wing B1F							

13:00                      14:00                      15:00                      16:00                      17:00                      18:00                      19:00                      20:00

CTO Japan  
 - Succession  
 from CTO masters  
 and future -

LS  


Live Cases Review Session - What should we learn from live cases?

**PCI Live**

Toyohashi Heart Center



**LIVE**

Anti-platelet &  
 coagulant  
 therapy for  
 acute coronary syndrome  
 - Based on the  
 angioscope findings

LS  


CT Learning Center

Standard  
 strategy  
 for peripheral  
 intervention

LS  


Trends and  
 perspectives of  
 diagnostic imaging  
 system in cardiology

LS

Front line  
 AMI treatment

LS  


BridgePoint  
 Medical System:  
 The FAST approach  
 to CTOs

LS

Thursday, January 29

**8:30-12:30 Toyohashi Heart Center**

**Operators**

*Yasushi Asakura, Etsuo Tsuchikane, Tomohiro Kawasaki,  
Sunao Nakamura, Masahisa Yamane*

**IVUS Commentators**

*Atsushi Hirohata, Junya Shite*

**14:00-18:00 Toyohashi Heart Center**

**Operators**

*Yasushi Asakura, Etsuo Tsuchikane, Sunao Nakamura,  
Masahisa Yamane*

**IVUS Commentators**

*Atsushi Hirohata, Junya Shite*

**17:00-18:00 Transmission from Abroad**

**Apollo Hospitals,  
India**

**Operator**

*Samuel K. Mathew*

**Opening Ceremony**

**Messages from...**

*Kazuaki Mitsudo, Takahiko Suzuki*

**8:30-10:30 PCI Live Case Transmission 1**

**Chairs**

*Takahiko Suzuki, Antonio Colombo, Tian Hai Koh,  
Katsuhiko Sato*

**Commentators**

*Koh Arakawa, Ji Yan Chen, Keigo Dote, Yuji Hamazaki,  
Takayuki Matsuki, Yoichi Nozaki, Ki Bae Seung*

**Special Lecture on...**

**IVUS guided stent implantation**

*Antonio Colombo*

**10:30-12:30 PCI Live Case Transmission 2**

**Chairs**

*Masato Nakamura, Shinsuke Nanto, Kui-Hian Sim,  
Ron Waksman*

**Commentators**

*Yutaka Hikichi, Shinobu Ichikawa, Ik-Kyung Jang,  
Akihiko Matsumura, Yuichi Noguchi, Koichi Oshiro,  
T. R. Raghu, Gerald S. Werner*

**Special Lecture on...**

**Update on biodegradable magnesium stent**

*Ron Waksman*

**14:00-14:10 Message from CCT**

**CCT past, today and future**

*Hideo Tamai*

**14:10-15:30 PCI Live Case Transmission 3**

**Chairs**

*Bernard Chevalier, Masahiko Ochiai, Alan C. Yeung*

**Commentators**

*Masaharu Ishihara, Yoshihiro Iwasaki, Takaaki Katsuki,  
Soo Teik Lim, Yoshiki Matoba, Makoto Muto,  
Wasan Udayachalem, Hongbing Yan*

**15:30-17:00 PCI Live Case Transmission 4**

**Chairs**

*Remo Albiero, Ted Feldman, Honin Kanaya,  
Masami Sakurada*

**Commentators**

*Jiro Aoki, Sugao Ishiwata, Kenichiro Ito,  
Kazushige Kadota, Weimin Li, Toshiyuki Matsumura,  
Miodrag C. Ostojic*

**17:00-18:00 PCI Live Case Transmission 5**

**Chairs**

*Eberhard Grube, Yutaka Hikichi, Ashwin B. Mehta,  
Hideo Nishikawa*

**Commentators**

*Jun-Jack Cheng, Mitsugu Hirokami, V. K. Ajit Kumar,  
Takao Matsubara, Noriyuki Ozawa, Michael H. Rowe,  
Shumpei Sakurai, Doraiswamy Vaidyanathan*

**Chairs for sub-screen**

AM: *Wataru Abe, Takatoshi Hayashi, Yorihiro Higashino, Takashi Okada, Nobuo Shiode, Akihiko Takahashi, Takehiro Yamashita*  
PM: *Kou Fukuda, Yuki Horita, Yoshiaki Katahira, Kenji Kawajiri, Takashi Otani, Kengo Tanabe*

Friday, January 30

8:30-12:30 **Toyohashi Heart Center**

**Operators**

Osamu Katoh, Takahiko Suzuki, Motomaru Masutani, Tetsuo Matsubara, Masahisa Yamane

**IVUS Commentators**

Hiroyuki Okura, Hiroshi Yamaguchi

14:00-15:30 **Toyohashi Heart Center**  
(EVT Live Case Transmission)

**Operators**

Shinsuke Nanto, Takahiko Suzuki

**Co-Operators**

Osamu Iida, Yusuke Miyashita

15:30-18:00 **Toyohashi Heart Center**

**Operators**

Etsuo Tsuchikane, Motomaru Masutani, Tetsuo Matsubara

**IVUS Commentators**

Hiroyuki Okura, Hiroshi Yamaguchi

17:00-18:00 **Transmission from Abroad**

**Institut Hospitalier Jacques Cartier, France**

**Operator**

Thierry Lefevre

8:30-10:30 **PCI Live Case Transmission 6**

**<Special Focus Live> 8:30-10:00**  
Complex lesion strategy with TAXUS

**Special Lecture on...**

TAXUS Liberté Safety and Efficacy

Eberhard Grube

Co-sponsored by

Boston Scientific Japan K.K.

**Chairs**

Hideo Tamai, Tadanori Aizawa, Bruce E. Murphy, Patrick W. Serruys

**Commentators**

Andy W.K. Chan, Satoshi Ichimiya, BG Muralidhar, Yukio Ozaki, Makoto Suzuki, Nobuhiro Tanaka, Mark A. Turco

**Special Lecture on...**

PCI for left main and 3VD: The SYNTAX study

Patrick W. Serruys

10:30-12:30 **PCI Live Case Transmission 7**

**Chairs**

Bernard Chevalier, Mikihiro Kijima, Hans Stoerger, Tetsu Yamaguchi

**Commentators**

Mitsunori Abe, Duncan Hung Kwong Ho, Rohan Jayasinghe, Tejas Madhusudan Patel, Nobuo Shioda, Chieji Takanaka, Satoshi Takeshita, Junji Yajima

**Special Lecture on...**

New DES (tentative)

Bernard Chevalier

14:00-15:30 **EVT Live Case Transmission**

**Chairs**

Giancarlo Biamino, Tomoaki Hinohara, Horst Sievert, Hiroyoshi Yokoi

**Commentators**

Naoto Inoue, Kazuo Misumi, Masami Nishino, Katsuhiko Sato, Won-Heum Shim, Hiroaki Yamamoto, Hongbing Yan

**Special Lecture on...**

State of the art for CAS in 2009

Giancarlo Biamino

15:30-17:00 **PCI Live Case Transmission 8**

**Chairs**

Seiichi Haruta, Antoine Lafont, James R. Margolis, Ichiro Michishita

**Commentators**

Wataru Abe, Tadafumi Akimitsu, Rafael Beyar, Ken Kozuma, David Muller, Jun Tateishi, Hanafi Trisnohadi, Junghan Yoon

17:00-18:00 **PCI Live Case Transmission 9**

**<Special Focus Live>**

A next generation DES navigates your most challenging cases

Co-sponsored by

Abbott Vascular Japan Co., Ltd.

**Chairs**

Yasushi Asakura, Marie-Claude Morice, Toshiya Muramatsu, Alan C. Yeung

**Commentators**

Kam Tim Chan, Yasumi Igarashi, Akio Kawamura, Bernhard Reimers, Balbir Singh, Kengo Tanabe, Takashi Uchiyama, Yasunori Ueda

**Chairs for sub-screen**

AM: Jun Asada, Jun-ichi Kotani, Yasunori Nishida, Yoshitane Seino, Takahiro Tanaka, Takafumi Tsuji

PM: Yutaka Koyama, Minoru Shimizu, Yoshimitsu Soga, Shinji Tanaka, Taketsugu Tsuchiya, Kazushi Urasawa



Saturday, January 31

8:00-9:00 **Transmission from Abroad**  
**The Mount Sinai Medical Center, USA**

**Operator**  
 Samin K. Sharma

9:00-12:15 **Toyohashi Heart Center**

**Operators**  
 Yasushi Asakura, Kinzo Ueda, Yoichi Nozaki,  
 Masahiko Ochiai  
**IVUS Commentators**  
 Atsushi Takagi, Yoshito Yamamoto

14:00-17:00 **Toyohashi Heart Center**  
 This transmission is broadcasted in "Live Cases Review Session"

**Operators**  
 Masahiko Ochiai, Yasushi Asakura  
**Co-Operators**  
 Kinzo Ueda, Yoichi Nozaki  
**IVUS Commentators**  
 Atsushi Takagi, Yoshito Yamamoto

8:00-9:00 **PCI Live Case Transmission 10**

**Chairs**  
 Etsuo Tsuchikane, Run-Lin Gao, Yoshihisa Nakagawa,  
 Harry Suryapranata  
**Commentators**  
 Kazuo Kimura (Yokohama City University Medical Center),  
 Michael Kang-yin Lee, Yean-Teng Lim, Sidney Tsz Ho Lo,  
 Hidetoshi Sato, Yoshisato Shibata, Yuichi Ujii

9:00-10:30 **PCI Live Case Transmission 11**

**Chairs**  
 Eisho Kyo, Takaaki Isshiki, Sum Kin Leung, Gregg W. Stone  
**Commentators**  
 Wai Man Wilson Chan, Ichiro Hamanaka, Takatoshi Hayashi,  
 Taek Jong Hong, Yong Huo, Shigeo Kawano,  
 Hitone Tateyama, Yoshinori Yasaka

14:00-17:00 **Live Cases Review Session**  
 - What should we learn from live cases? -

**Part 2** ➔ See p.18

**Chairs**  
 Eisho Kyo, Etsuo Tsuchikane, Masahisa Yamane  
**Commentators**  
 Osamu Katoh, Takahiko Suzuki, Hideo Tamai,  
 Keiichi Igarashi, Sum Kin Leung, Nicolaus J. Reifart  
**Presenters**  
 Osamu Katoh, Kazuaki Mitsudo, Etsuo Tsuchikane

**Closing remarks**

Hideo Tamai

**Special Lecture on...**

Breakthrough strategies for primary PCI in STEMI  
 Gregg W. Stone

10:30-12:15 **PCI Live Case Transmission 12**

**Chairs**  
 Hideo Tamai, Mikihiro Kijima, Marie-Claude Morice,  
 Seung-Jea Tahk  
**Commentators**  
 Osamu Arasaki, Ji-Lin Chen, Kenneth Chin, Kenji Horiuchi,  
 Upendra Kaul, Tomohiro Kawasaki, Toyoaki Matsushita,  
 Hidetsugu Sakai

**Special Lecture on...**

Bifurcation lesion treatment with dedicated device  
 Marie-Claude Morice

12:15-12:30 **Case Competition 2009 Award Ceremony**

**Presenter**  
 Hideo Tamai

**Chairs for sub-screen**

AM: Kenichi Fujii, Yuji Hamazaki, Motomaru Masutani, Shinsuke Ojio, Koji Oku, Junya Shite  
 PM: Tsutomu Fujita, Satoru Sumitsuji, Fuminobu Yoshimachi

## Thursday, January 29

### 8:30-12:30 Tamai Live

**Operator**

*Hideo Tamai*

**Co-Operators**

*Osamu Kato, Eisho Kyo, Kinzo Ueda, Keiichi Igarashi,  
Nicolaus J. Reifart*

**IVUS Commentator**

*Kenichi Fujii*

**CT Commentator**

*Takeshi Kondo*

### 8:30 Chairs

*Hans Bonnier, Yaling Han, Yasumi Igarashi,  
Mikihiro Kijima*

**Commentators**

*Scott Andrew Harding, Kiyoshi Hironaga,  
Nobuo Komatsu, Georgio Sianos, Jun Tateishi,  
Ping Tim Tsui, Yoshito Yamamoto*

### 10:30 Chairs

*Remo Albiero, Eberhard Grube, Tomoaki Hinohara,  
Hideo Nishikawa*

**Commentators**

*Takashi Ashikaga, Kenneth Chin, Kenshi Fujii,  
Alfred R. Galassi, Yean-Teng Lim, Satoru Otsuji,  
Tadaya Sato, Fuminobu Yoshimachi*

**<Special Focus Live> 11:00-12:30**  
**SES in complex lesions**

**Co-sponsored by**

*Johnson & Johnson K.K.*

**14:00-14:10 Message from CCT**  
**CCT past, today and future**  
*Hideo Tamai*

### 14:00-16:00 Kato Live

**<Special Focus Live> 14:00-15:30**

**Expert approach to CTOs:  
Latest strategies and approaches**

**Co-sponsored by**

*ASAHI INTECC Co., Ltd.  
St. Jude Medical Japan Co., Ltd.*

**Operator**

*Osamu Kato*

**Co-Operators**

*Keiichi Igarashi, Nicolaus J. Reifart, Eisho Kyo,  
Kinzo Ueda, Hideo Tamai*

**IVUS Commentator**

*Kenichi Fujii*

**CT Commentator**

*Takeshi Kondo*

**Chairs**

*Takahiko Suzuki, James R. Margolis, Jeffrey W. Moses,  
Taro Saito*

**Commentators**

*Tsutomu Fujita, Nae-Hee Lee, Motomaru Masutani,  
Toshiya Muramatsu, Shoichi Shinohara, Darren Walters,  
Patrick L. Whitlow, Chiung-Jen Wu*

### 16:00-18:00 Saito Live

**Operator**

*Shigeru Saito*

**Co-Operators**

*Tomohiro Kawasaki, Satoshi Takeshita*

**Chairs**

*Tomoaki Hinohara, Mitchell W. Krucoff, Teguh Santoso,  
Shin-ichi Tohyama*

**Commentators**

*B. K. Goyal, Chien-Ming Huang, Yoshifumi Kan,  
Shuzheng Lu, Josepa Mauri Ferre, Hirotaka Oda,  
Minoru Shimizu, Akihiro Shirasaka*

## Friday, January 30

### 8:30-12:30 Tsuchikane Live

**Operator**

*Etsuo Tsuchikane*

**Co-Operator**

*Sum Kin Leung*

**8:30 Chairs**

*Kinzo Ueda, Arthur C. Lee, Hiroataka Oda,  
Bary Rutherford*

**Commentators**

*Zhi-Min Du, Yuki Horita, Myung-Ho Jeong, Hsien-Li Kao,  
Taizo Kondo, Kazuyoshi Ohata, Takashi Okada,  
Gerald S. Werner*

### Special Lecture on...

**CTO experience at Toyohashi -2002-2008-**

*Sudhir Rathore*

**10:30 Chairs**

*Yasushi Asakura, Richard R. Heuser, Yang-Soo Jang,  
Shigeru Nakamura*

**Commentators**

*Chia-Yu Chou, Alfred R. Galassi, Osamu Hirashima,  
Yuji Oikawa, Eak-Kyun Shin, Georgios Sianos,  
Satoru Sumitsuji, Kenji Wagatsuma*

**<Special Focus Live> 11:00-12:30**

**Expert strategy for CTO**

**Co-sponsored by**

*St. Jude Medical Japan Co., Ltd.*

### 14:00-16:00 Mitsudo Live

**Operator**

*Kazuaki Mitsudo*

**Co-Operator**

*Takehiro Yamashita*

**Chairs**

*Shigeru Saito, Maurice Buchbinder, Sunao Nakamura,  
Robaayah Zambahari*

**Commentators**

*Yaron Almagor, Kojiro Awano, Kenichi Kato,  
Ashwin B. Mehta,  
Koji Oku, Seung-Woon Rha, Junya Shite, Takafumi Tsuji*

### 16:00-18:00 Live Cases Review Session - What should we learn from live cases? -

**Part 1**  See p.18

**Chairs**

*Kinzo Ueda, Mikihiro Kijima, Masahisa Yamane*

**Commentators**

*Osamu Katoh, Shigeru Saito, Hideo Tamai,  
Tomohiro Kawasaki, Nicolaus J. Reifart*

**Presenters**

*Yasushi Asakura, Shigeru Saito, Hideo Tamai, Kinzo Ueda*

## Saturday, January 31

### 8:30-12:30 Suzuki Live

**<Special Focus Live> 8:30-10:00**

**OCT**

**Special Lecture on...**

**OCT: Basic concepts and clinical applications**

*Takashi Akasaka*

**Co-sponsored by**

*GOODMAN CO., LTD.*

**Operator**

*Takahiko Suzuki*

**8:30 Chairs**

*Osamu Katoh, Takashi Akasaka, Hans Bonnier,  
Marco Costa*

**Commentators**

*Hyeon-Cheol Gwon, Tetsuya Hata, I-Chang Hsieh,  
Hweung-Kon Hwang, Jun-ichi Kotani, Kyoichi Mizuno,  
Hiroyuki Okura, Yukio Ozaki*

**10:30 Chairs**

*Etsuo Tsuchikane, Keiichi Igarashi, Hideo Nishikawa,  
Seung-Jung Park*

**Commentators**

*Naoto Aoki, Charles Chan, Osamu Doi, Shinpei Ike,  
Koichi Kishi, Sudhir Rathore, Ashok Seth,  
Hideaki Yoshino*



**CCT2009 presents a new exciting session**

**Live Cases Review Session – What should we learn from live cases? –**

Dear all, We have been demonstrated many exciting live cases in the previous CCT meetings. We believe that “live transmission” is the best way to enhance the education and training of the next generation operators though the real-time intervention with lively discussion. However, owing to how the operators proceed and the time limitation, it’s a fact that some limitations exist on live transmission. We feel that the CCT now needs to focus more on the significance of live course in CCT2009. Therefore, we have planned this new session in CCT2009. On January 30 and 31, we will offer this new educational session. For the first time, we will review and discuss some of live cases operated on the previous day with the operators directly. We would like to offer the platform on those live cases to promote better understanding between operators and participants.

**The purpose of this session is to discuss below points;**

- What is the interpretation and specificity of the lesions?
- How to overcome difficulties and influence factors?
- What is the advantage and disadvantage of the strategies?
- What is the secret of success or failure?

You will get various acquirements from the cases, which can be put to use in the participants’ clinical practice instantly and effectively.

**Part 1**

**Friday Jan. 30, 16:00-18:00**

**at “Masters Theater (Room 2)”**

**Chairs**

*Kinzo Ueda, Mikihiro Kijima, Masahisa Yamane*

**Commentators**

*Osamu Katoh, Shigeru Saito, Hideo Tamai,  
Tomohiro Kawasaki, Nicolaus J. Reifart*

**Presenters**

*Yasushi Asakura, Shigeru Saito, Hideo Tamai, Kinzo Ueda*

**Part 2**

**Saturday Jan. 31, 14:00-17:00**

**at “Main Theater (Room 1)”**

**Chairs**

*Eisho Kyo, Etsuo Tsuchikane, Masahisa Yamane*

**Commentators**

*Osamu Katoh, Takahiko Suzuki, Hideo Tamai,  
Keiichi Igarashi, Sum Kin Leung, Nicolaus J. Reifart,  
Takehiro Yamashita*

**Presenters**

*Osamu Katoh, Kazuaki Mitsudo, Etsuo Tsuchikane*

**Future Meetings:**

**CTO Club**  
*The 11<sup>th</sup> Seminar  
of  
Angioplasty of Chronic Total Occlusions*

**June 12(Fri) - 13(Sat) , 2009**  
**Hotel Nikko Toyohashi**

**CCT  
Imaging**

**October 24(Sat) , 2009**  
**Toyohashi Heart Center**

Thursday, January 29

Room 6

9:00-10:30 **Technique Forum**

**Bail Out Club: Part 1**

Chairs

*Toshiya Muramatsu, Robaayah Zambahari*

9:00 Incidence, prevention and treatment of vascular perforations

*Hans Stoerger*

9:15 How to bail out from catheter induced coronary dissection

*Hitoshi Matsuo*

9:30 Particular complications in TRI approach

*Motomaru Masutani*

9:45 Particular complications in CTO PCI

*Patrick L. Whitlow*

10:00 Complications related the contrast agents

*Hiroshi Yamaguchi*

10:15 Radiation safety in cath lab

*Soo Teik Lim*

10:30-12:00 **Technique Forum**

**Bail Out Club: Part 2**

Chairs

*Masami Sakurada, Teguh Santoso*

Commentators

*Takahiko Suzuki, Taro Saito*

10:30 Left main dissection

*Teguh Santoso*

10:45 Case presentation

*Tsutomu Fujita*

11:00 Case presentation

*Hongbing Yan*

11:15 Case presentation

*Toshiyuki Matsumura*

11:30 Case presentation

*Michael H. Rowe*

11:45 Case presentation

*Yuji Hamazaki*

14:00-18:00 **Technique Forum**  
**Imaging for PCI Club**



Coordinator/ Moderator

*Satoru Sumitsuji*

Co-Directors

*Junko Honye, Jun-ichi Kotani, Yoichi Nozaki*

Supported by

*Japanese-IVUS study group*

14:00 Opening remarks

*Satoru Sumitsuji*

14:05 Chair

*Junko Honye*

Commentators

*Marc Vorpahl, Yoshito Yamamoto, Yuji Oikawa*

How to use IVUS for optimal stenting

*Junko Honye*

14:45 Chair

*Jun-ichi Kotani*

Commentators

*Seung-Jea Tahk, Kazushi Urasawa, Takashi Okada*

Image interpretation for complex PCI

*Jun-ichi Kotani*

15:25 Chair

*Yoichi Nozaki*

Commentators

*Robaayah Zambahari, Yoshihiro Morino (Tokai University School of Medicine), Fumiaki Ikeno*

How to use IVUS in complex situation

*Yoichi Nozaki*

16:05 Chair

*Junko Honye*

Commentators

*Kui-Hian Sim, Yoichi Nozaki, Kengo Tanabe*

How apply CT tissue information to PCI

*Satoru Sumitsuji*

4D sliding slab MIP

*Kazuhiro Katahira (Kumamoto Chuo Hospital)*

16:55 Chairs

*Yoichi Nozaki, Jun-ichi Kotani*

Commentators

*Junji Yajima, Yutaka Koyama, Shinjo Sonoda (University of Occupational and Environmental Health Hospital)*

Case-1: IVUS for bailout-stenting of LMT dissection

*Hiroshi Asano (Tosei General Hospital)*

Case-2: IVUS guided bail-out strategy for LAD dissection

*Shinji Tayama (Saiseikai Kumamoto Hospital)*

Case-3: Potential of OCT for DES-ISR

*Yoshihiro Takeda (Osaka Medical College)*

17:55 Closing remarks

*Satoru Sumitsuji*

## Room 9

**14:00-16:00** Educational Course  
**EVT Resident Course Part 1**

➔ See p.34

Japanese only

**16:00-18:00** Educational Course  
**EVT Resident Course Part 2**

➔ See p.34

Japanese only

## Room 10

**14:00-15:00** Meet the Experts - Case Review Session -  
**Calcified Lesions**

**Chairs**

*Tetsuo Matsubara, Ki Bae Seung*

**14:00** My approach to calcified lesions

*Robaayah Zambahari*

**14:20** Case presentation

*Yuki Horita*

**14:40** Case presentation

*Takashi Ashikaga*

**15:00-16:00** Meet the Experts - Case Review Session -  
**Complication Cases**

**Chairs**

*Yean-Teng Lim, Tadayo Sato*

**15:00** How to treat complications of PCI and PPI

*Bruce E. Murphy*

**15:20** Case presentation

*Ping Tim Tsui*

**15:40** Case presentation

*Kenichi Kato*

**16:00-17:00** Meet the Experts - Case Review Session -  
**PCI for post CABG patients**

**Chairs**

*Taizo Kondo, Hans Stoerger*

**16:00** SVG and other conduit intervention

*Mark A. Turco*

**16:20** Case presentation

*Ashok Seth*

**16:40** Case presentation

*Tomoko Kobayashi*

**17:00-18:00** Meet the Experts - Case Review Session -  
**Chronic Total Occlusions**

**Chairs**

*Mikihiro Kijima, Arthur C. Lee*

**17:00** When CTO procedure must stop!

*Toshiya Muramatsu*

**17:20** Case presentation

*Wasan Udayachalem*

**17:40** Case presentation

*Yasumi Igarashi*

## Friday, January 30

### Room 3

**16:00-18:00** Plenary Session  
**Transcatheter structural/valve disease therapies - Updated in the world -**

**Coordinators**

*Motoya Hayase, Fumiaki Ikeno*

**Chairs**

*Ted Feldman, Morimasa Takayama*

**16:00** Essentials of valvular heart disease intervention - from updated data of clinical practice-  
*Fumiaki Ikeno*

**16:10** Aortic valve disease: Core Valve

*Maurice Buchbinder*

**16:27** Aortic valve disease: THV (Transcatheter Heart Valve)

*Marie-Claude Morice*

**16:44** Mitral valve disease: Edge-to-edge approach

*Ted Feldman*

**17:01** Mitral valve disease: Quantum cor system

*Richard R. Heuser*

**17:18** ASD/PFO closure

*Horst Sievert*

**17:35** Now and future in Japan (Tentative)

*Morimasa Takayama*

### Room 6

**8:30-10:30** Technique Forum  
**TRI Club**

**Coordinator**

*Shigeru Saito*

**Chairs**

*Josepa Mauri Ferre, Shigeru Saito*

**8:30** opening message

*Shigeru Saito*

**8:35** Slender PCI

*Yuji Ikari*

**8:47** Downsizing for TRI

*Ichiro Michishita*

**8:59** PCI without using guiding catheter

*Fuminobu Yoshimachi*

**9:11** for CTO lesions

*Kenji Wagatsuma*

**9:23** for LM/bifurcation lesions

*Yujie Zhou*

**9:35** for ACS

*Josepa Mauri Ferre*

**9:47** for calcified lesions

*Chien-Ming Huang*

**9:59** for carotid artery

*Chiung-Jen Wu*

**10:11** take home message

*Shigeru Saito*

## 10:30-12:30 **Plenary Session**

### LMT and Bifurcation Club

Chairs

*Remo Albiero, Yutaka Hikichi*

- 10:30 Anatomy and physiology of coronary bifurcation  
*Remo Albiero*
- 10:45 Techniques for bifurcation stenting  
*Yaron Almagor*
- 11:00 Evaluation of the results of the CACTUS randomized study of one versus two stents in bifurcations  
*Antonio Colombo*
- 11:15 Clinical efficacy of DES for bifurcation, comparison with SES vs PES  
*Toshiya Muramatsu*
- 11:30 Coronary bifurcation stenting in real world: Lessons from Korean bifurcation stenting registry  
*Hyeon-Cheol Gwon*
- 11:45 Stent selection in patients with unprotected left main coronary arteries: Multi center registry in Asia  
*Sunao Nakamura*
- 12:00 Effectiveness of PCI in various subgroups of left main coronary artery stenosis compared with CABG  
*Seung-Jung Park*

## 14:00-17:45 **Plenary Session**

### DES Summit

Coordinator/ Moderator

*Masahiko Ochiai*

## 14:00-16:00 **Part 1**

Chairs

*Mitchell W. Krucoff, Masahiko Ochiai*

### New evidence of "Major" DES clarified in 2008

- 14:00 Cypher  
*Yoshihisa Nakagawa*
  - 14:12 Taxus  
*Ted Feldman*
  - 14:24 Endeavour  
*Alan C. Yeung*
  - 14:36 Xience V  
*Bernhard Reimers*
  - 14:48 Nobori  
*Miodrag C. Ostojic*
  - 15:00 Genous ~EPC capture stent~  
*Rosli Mohd. Ali*
- ### How to compare different DES?
- 15:12 Clinical endpoint  
*Georgios Sianos*
  - 15:24 Surrogate endpoint  
*Jeffrey W. Moses*
  - 15:36 Meta-analysis of non-powered RCT  
*Yuji Ikari*

## 16:00-17:45 **Part 2**

Chairs

*Masato Nakamura, Gregg W. Stone*

### Selection of DES in complex lesion subsets

- 16:00 Left main and 3 vessel disease  
*Marie-Claude Morice*
  - 16:12 Chronic total occlusion  
*Barry Rutherford*
  - 16:24 Diabetes  
*Yasuhiro Honda*
  - 16:36 Acute myocardial infarction  
*Eak-Kyun Shin*
- ### Long term prognosis of DES
- 16:48 Overview: New insights into DES safety and efficacy  
*Gregg W. Stone*
  - 17:00 OCT to evaluate DES healing  
*Marco Costa*
  - 17:12 Late catch-up phenomenon: Is it clinically important or simply over-exaggerated?  
*Kazushige Kadota*
  - 17:24 Management of non-cardiac surgery after DES implantation  
*Hyeon-Cheol Gwon*

Co-Supported by

*Abbott Vascular Japan Co., Ltd.  
Johnson & Johnson K.K.  
TERUMO CORPORATION  
OrbusNeich Medical K.K.  
Medtronic Japan Co., Ltd.*

## Room 9

### 8:30-10:30 **Educational Course**

#### PCI Resident Course: Part 1



➡ See p.35

### 10:30-12:30 **Educational Course**

#### PCI Resident Course: Part 2



➡ See p.35

### 14:00-15:00 **Meet the Experts - Case Review Session -**

#### Left Main Lesions

Chairs

*Keiichi Igarashi, Patrick L. Whitlow*

- 14:00 Unprotected left main intervention: A single center experience  
*Ji Yan Chen*
- 14:20 Case presentation  
*Osamu Arasaki*
- 14:40 Case presentation  
*Shinpei Ike*

## 15:00-17:00 **Meet the Experts - Case Review Session - High risk patients and lesions**

### Chairs

Josepa Mauri Ferre, Hideo Nishikawa

15:00 Results of PCPS supported PCI

Yang-Soo Jang

15:20 Case presentation

Ichiro Hamanaka

15:40 Case presentation

Junji Yajima

16:00 Case presentation

Alfred R. Galassi

16:20 Case presentation

Makoto Kondo (Takase Clinic)

16:40 Case presentation

Nae-Hee Lee

## 17:00-18:00 **Meet the Experts - Case Review Session - Bifurcation Lesions**

### Chairs

Yukio Ozaki, Gerald S. Werner

17:00 Optimal kissing ballooning for bifurcation stenting: Dilation pressure, balloon size and dilation force

Seung-Jea Tahk

17:20 Case presentation

Kenichiro Ito

17:40 Case presentation

Jean-Francois Surmely

## Room 10

### 9:00-10:30 **Plenary Session**

#### Next generation balloon and stent

### Chairs

Peter J. Fitzgerald, Taro Saito

9:00 Bioabsorbable stents: Future or fancy

Maurice Buchbinder

9:12 Clinical trials for exclusive Chinese-made DES with biodegradable polymer

Yaling Han

9:24 Aorto ostial stenting -new approach-

Kenneth Chin

9:36 New PTCA balloon and stent for bifurcation

Remo Albiero

9:48 Endocross: A novel device for treatment of CTO lesions in peripherals

Maurice Buchbinder

10:00 New radiofrequency balloon for treatment of SFA occlusive disease

James R. Margolis

10:12 Next generation DES

Peter J. Fitzgerald

## 11:00-12:30 **Plenary Session Stent Thrombosis**

### Chairs

Yoshihisa Nakagawa, Ron Waksman

11:00 The thrombosis rate of DES in patients with real world coronary artery disease (more than 7000 cases)

Ji-Lin Chen

11:12 Effect of IVUS on stent thrombosis after DES implantation

Junghan Yoon

11:24 Risk of stent thrombosis -Angioscopic evaluation-

Yasunori Ueda

11:36 Risks of stent thrombosis after DES bifurcation stenting

Bernhard Reimers

11:48 Stent thrombosis: Is it a major concern?

Antoine Lafont

12:00 Antiplatelet therapy after DES implantation -from US-

Mitchell W. Krucoff

12:12 Antiplatelet therapy after DES implantation -from Japan-

Yoshio Kobayashi

### 14:00-15:30 **Special Session**

#### Angioplasty Summit@CCT - Left Main & Bifurcation Summit - Under the auspices of Angioplasty Summit - TCT Asia Pacific

### Chairs

Seung-Jung Park, Patrick W. Serruys

14:00 Left main intervention: Consensus 2009

Seung-Jung Park

14:15 SYNTAX left main

Marie-Claude Morice

14:30 SYNTAX bifurcation

Antonio Colombo

14:45 PCI vs. Surgery: Left main and multi-vessel disease

Eberhard Grube

15:00 Beyond SYNTAX: Where we will be and should be?

Patrick W. Serruys

### 16:00-17:30 **Special Session**

#### GW-ICC@CCT Under the auspices of Great Wall International Congress of Cardiology

### Chairs

Ji Yan Chen, Yong Huo, Hongbing Yan, Fuchun Zhang (Beijing University Third Hospital)

16:00 Survey on use of emergency medical service (EMS) for patients with acute myocardial infarction in Beijing

Li Song (Beijing Anzhen Hospital)

16:20 Manual thrombus aspiration during primary PCI

Hanjun Zhao (Beijing Anzhen Hospital)

16:40 Primary PCI in Beijing

Hongbing Yan



17:00 Case Presentation  
*Hongbing Yan*

17:10 Case Presentation  
*Hanjun Zhao (Beijing Anzhen Hospital)*

**Room 11**

11:00-12:30 **Special Session**

**APSIC@CCT**

**Under the auspices of the Asian Pacific Society of International Cardiology (APSIC)**

Chairs

*Shigeru Saito, Robaayah Zambahari*

11:00 Drug-eluting stents for the treatment of chronic total occlusion: A comparison with the Sirolimus, Paclitaxel, Zotarolimus, EPC Capture, and Everolimus-eluting stent: Multicenter registry in Asia  
*Sunao Nakamura*

11:15 How can we manage the patients with diabetes mellitus?  
*Robaayah Zambahari*

11:30 Transradial PCI - Sheathless TRI-effectiveness and pitfall -  
*Fuminobu Yoshimachi*

11:45 Single-center registry of a biodegradable polymer-based Biolimus A9-eluting stent: Two-year clinical and angiographic follow-up  
*Teguh Santoso*

12:00 My worldwide experience and how transradial has grown  
*Shigeru Saito*

**Saturday, January 31**

**Room 3**

8:30-10:30 **Plenary Session**

**Cutting edge managements and strategies in diabetes**

Chairs

*Antoine Lafont, Hiroshi Yamaguchi*

8:30 Impact of diabetes on long-term outcomes of drug-eluting stents in Asian patients  
*Seung-Jung Park*

8:42 Challenges of PCI in diabetics  
*Upendra Kaul*

8:54 Morphometric analysis of coronary narrowing in patients with diabetes mellitus  
*Shunichi Miyazaki*

9:06 Diabetes and coronary revascularization - PCI or CABG -  
*Yasuhiro Honda*

9:18 Long-term prognosis of PCI patients - insulin resistance  
*Hiroaki Yamamoto*

9:30 Impact of pioglitazone on coronary atherosclerosis in patients with diabetes  
*Nobuyuki Komiyama*

9:42 Efficacy of pioglitazone for secondary prevention in type 2 diabetes with CAD  
*Hiroataka Oda*

9:54 Hyperglycemia on admission predicts larger infarct size in patients undergoing primary PCI  
*Ik-Kyung Jang*

10:30-12:30 **Plenary Session**

**Acute Coronary Syndrome - Current management and intervention -**

Chairs

*Miodrag C. Ostojic, Mafumi Owa*

10:30 Improving door to balloon time in primary PCI  
*Rohan Jayasinghe*

10:42 Different features of acute MI between Japan and Europe  
*Nobuhiro Tanaka*

10:54 Impact of plaque rupture on infarct size in ST-segment elevation AMI  
*Kazuo Kimura (Yokohama City University Medical Center)*

11:06 How to use the filter-type guide wire (Filtertrap) for treatment of ACS  
*Takahiko Kawarabayashi*

11:18 Long-term follow-up results of Vampire study  
*Ken Kozuma*

11:30 Protective effects of N-acetylcysteine in patients with STEMI undergoing primary PCI  
*Milan A. Nedeljkovic*

- 11:42 Impact of OCT, IVUS and MDCT on ACS and SAP  
*Yukio Ozaki*
- 11:54 DES in acute myocardial infarction  
*Myung-Ho Jeong*
- 12:06 AMI intervention in DES era and beyond  
*Harry Suryapranata*

## Room 6

### 9:00-12:30 **Educational Course**

#### **CTO - retrograde fundamental course at CCT2009 CTO Retrograde approach from basics to benchmark**

Coordinator/ Moderator  
*Masahisa Yamane*

Co-Supported by  
ASAHI INTECC Co., LTD.  
CompassMed Integrations Co., LTD.

### 9:00-10:20 **Part 1 -Basics for CTO approach-**

Chairs  
*Hideo Tamai, Barry Rutherford*

- 9:00 Fundamental techniques and knowledge for CTO approach  
*Barry Rutherford*
- 9:15 Essential preparation and attitude for CTO lesions  
*Hideo Tamai*
- 9:30 CTO GW crossing technique  
*Etsuo Tsuchikane*
- 9:45 Practical and useful backup technique  
*Kazuaki Mitsudo*
- 10:00 The Tornus device and micro catheters  
*Masahisa Yamane*
- 10:10 IVUS guided wiring  
*Satoru Sumitsuji*

### 10:30-11:30 **Part 2 -Basics for CTO retrograde approach-**

Chairs  
*Alfred R. Galassi, Gerald S. Werner*

- 10:30 Fundamental device knowledge and concept for retrograde approach  
*Etsuo Tsuchikane*
- 10:42 How to negotiate collateral channels  
*Gerald S. Werner*
- 10:54 Techniques for CTO crossing - Conventional technique, CART, reverse CART -  
*Masahisa Yamane*
- 11:06 Limitations and complications of current retrograde approach  
*Georgios Sianos*

### 11:30-12:30 **Part 3 -Benchmarks in retrograde approach-**

Chairs  
*Nicolaus J. Reifart, Teguh Santoso*

- 11:30 Case presentation  
*Nicolaus J. Reifart*
- 11:42 Case presentation  
*Georgios Sianos*
- 11:54 Case presentation  
*Teguh Santoso*
- 12:06 Where should we go? - Limitation and future direction -  
*Osamu Katoh*

## Room 9

### 9:00-12:30 **Technique Forum**

#### **EVT Course: Meet the Experts - How do we treat the patients with peripheral artery disease? -**

Coordinator  
*Osamu Iida*

### 9:00-10:45 **Part 1: -Tough and excellent case-**

Chairs  
*Bruce E. Murphy, Shigeru Nakamura*

Commentators  
*Chia-Yu Chou, Chiung-Jen Wu*

- 9:00 Case presentation  
*Yutaka Koyama*
- 9:15 Case presentation  
*Kenji Suzuki (Sendai Kosei Hospital)*
- 9:30 Case presentation  
*Osamu Iida*
- 9:45 Case presentation  
*Yoshimitsu Soga*
- 10:00 Case presentation  
*Katsuo Noda*
- 10:15 Case presentation  
*Kazushi Urasawa*
- 10:30 Case presentation  
*Taketsugu Tsuchiya*

### 11:00-12:30 **Part 2: -Complication case-**

Chairs  
*Giancarlo Biaino, Hiroyoshi Yokoi*

Commentators  
*Tomoaki Hinohara, Eak-Kyun Shin*

- 11:00 Case presentation  
*Shigeru Nakamura*
- 11:15 Case presentation  
*Yusuke Miyashita*
- 11:30 Case presentation  
*Akira Miyamoto*
- 11:45 Case presentation  
*Naoto Inoue*

12:00 Case presentation  
*Keisuke Hirano*

12:15 Case presentation  
*Kazushi Urasawa*

## Room 10

9:00-10:30 **Special Session**  
**Snowmass@CCT**  
**Under the auspices of Interventional Cardiology 2009:**  
**24th Annual International symposium**

### Chairs

*James R. Margolis, Nicolaus J. Reifart*

9:00 Spanish Session  
*James R. Margolis*

9:03 SOLACI Session  
*James R. Margolis*

9:05 Australia/New Zealand Session  
*James R. Margolis*

9:09 American Session  
*Ron Waksman*

9:21 Central/Eastern European Session  
*Nicolaus J. Reifart*

9:31 French and Swiss Session  
*James R. Margolis*

9:39 Scandinavian Session  
*M. Paulina Margolis (Volcano Corporation)*

9:46 Korean Session  
*Seung-Jung Park*

9:54 CT Symposium  
*James R. Margolis*

10:02 German Session  
*Nicolaus J. Reifart*

10:07 Dutch Session  
*Nicolaus J. Reifart*

10:15 Japanese Session  
*Osamu Katoh*

10:20 Peripheral Session  
*Giancarlo Blamino*

11:00-12:30 **Special Session**  
**CIT@CCT**  
**Under the auspices of China Interventional**  
**Therapeutics (CIT)**

### Chair

*Run-Lin Gao*

11:02 Long-term clinical outcomes following drug-eluting vs. bare metal stenting in Chinese: Result from a single center database  
*Run-Lin Gao*

11:17 Update on the Microport FIREBIRD durable polymer-based sirolimus-eluting stent multicenter FIREMAN registry: Angiographic and clinical outcomes in complex lesions  
*Haichang Wang*

11:32 Update on the JW EXCEL bioabsorbable polymer-based sirolimus-eluting stent multicenter CREATE registry: Long-term clinical follow-up results  
*Yaling Han*

11:47 Is polymer-free drug-eluting stent the next generation? Final results from the LEPU NANO first-in-man clinical trial  
*Yong Huo*

12:02 The LEPU bifurcation dedicated drug-eluting stent: Design, preclinical study results, and clinical program  
*Shuzheng Lu*

### Panelist

*Wenyi Guo*

Thursday, January 29

## Luncheon Seminar

**12:45-13:45 Fight Metabolic Syndrome!!  
-So you wanna lose weight!?**  
**Room 3** Not only for you, but also for your patients!

**脱メタボリック!!**  
**一医者こそ健康体であれ!!**  
**あなたは患者様を痩せさせられますか?**

Chairs  
Hideo Nishikawa, Tomoaki Hinohara



生活習慣病：Interventionist view  
Tomoaki Hinohara

脱メタボー秘伝オープン：  
これでみんなも痩せられる！パート1  
Yuji Hamazaki

脱メタボー秘伝オープン：  
これでみんなも痩せられる！パート2  
Fumiaki Ikeno

**12:45-13:45 Clinical video course of PCI and PPI:**  
**Room 6** **Dr. Takahiko Suzuki**

Chair  
Takahiko Suzuki  
Lecture by  
Tetsuo Matsubara

Co-sponsored by  
SHIMADZU CORPORATION

**12:45-13:45 Has DES platform influence on outcome?**  
**Room 9** Chair  
Shinsuke Nanto

Do we need 2nd generation DES?  
Masato Nakamura

Fatigue tests of coronary stents  
Manabu Enoki (Tokyo University)

Co-sponsored by  
Medtronic Japan Co., Ltd.  
USCI Japan Ltd.

**12:45-13:45 Biosensors stent technology - evaluated by  
Room 10** **clinical results**

Chair  
Kazuaki Mitsudo  
Lectures by  
Naoki Masuda (Tokai University), Kazushige Kadota,  
Eberhard Grube

Co-sponsored by  
Biosensors Japan Co., Ltd.

**12:45-13:45 Future direction of PCI**

**Room 11** Chair  
Takashi Akasaka

Lectures by  
Takeshi Kimura (Kyoto University School of Medicine),  
Marco Costa

Co-sponsored by  
Johnson & Johnson K.K.

**12:45-13:45 Advanced imaging technology for supporting  
Room 12** **PCI - The angio system and the latest MD-CT -**

Chair  
Takafumi Ueno (Kurume University Hospital)

Lectures by  
Yasushi Koyama (Sakurabashi Watanabe Hospital),  
Nobuhiro Tanaka

Co-sponsored by  
Philips Electronics Japan Ltd.

## Fireside Session

**18:15-19:15 放射線防護講習会**

**Room 3** ※別途受講費要



➡ See p.34

座長  
金谷 法忍

IVR、CTにおける被曝と防護  
中村 仁信 (大阪大学大学院 放射線医学講座)

Co-sponsored by  
Japanese Society of Interventional Cardiology

**18:15-20:30 Job fair for Japanese cardiologists**

**Room 9**



➡ See p.34

Co-sponsored by  
Nippon Boehringer Ingelheim Co., Ltd.

**18:15-19:45 Further demands for intravascular imaging**

**Room 11** Chair  
Junko Honye



Clinical experience with "VISIWAVE"  
-TERUMO intravascular imaging system-  
Yoshiaki Itou (Saiseikai Yokohama-city Eastern Hospital)

Imaging performance of "VISIWAVE"  
Shinjo Sonoda  
(University of Occupational and Environmental Health Hospital)

Matured IVUS guide PCI in a Japanese style:  
"Why don't you use it"  
Yoshihiro Morino (Tokai University School of Medicine)

Co-sponsored by  
TERUMO CORPORATION

# Morning Session, Luncheon Seminar, Fireside Session

Friday, January 30

## Luncheon Seminar

**12:45-13:45** **The road to eliminate restenosis: Key learnings from the thoraxcenter and influence to the future of PCI**

**Room 1**

Chairs

*Patrick W. Serruys, Tetsu Yamaguchi*

Lectures by

*Ken Kozuma, Kengo Tanabe, Jiro Aoki, Patrick W. Serruys*

Co-sponsored by

*Johnson & Johnson K.K.*

**12:45-13:45** **TAXUS the proven DES keeps evolving...**

**Room 2**

Chair

*Antonio Colombo*

Lectures by

*Shigeru Nakamura, Ted Feldman*

Co-sponsored by

*Boston Scientific Japan K.K.*

**12:45-13:45** **Clinical OCT**

**Room 3**

Chair

*Kyoichi Mizuno*

OCT stent evaluation

*Takashi Akasaka*

The potential of OCT guided PCI

*Junya Shite*

Co-sponsored by

*GOODMAN CO., LTD.*

**12:45-13:45** **Global vascular management "What do we have and what do we need?"**

**Room 6**

Chair

*Takaaki Isshiki*

Lectures by

*Andrej Schmidt (Park Hospital and University of Leipzig), Hiroyoshi Yokoi*

Co-sponsored by

*Invece Japan K.K.*

**12:45-13:45** **Seeing more is doing better -Innovative images assist your PCI strategy-**

**Room 9**

Chair

*Kazuhiro Hara (Mitsui Memorial Hospital)*

What is "Pure brain"? -New way of fluoro vision

*Shinichi Takase (Takase Clinic)*

Special video presentation

*Osamu Katoh*

CCTA guided CTO treatment

*Masahiko Ochiai*

Co-sponsored by

*TOSHIBA MEDICAL SYSTEMS CORPORATION*

**12:45-13:45** **The leading edge DES: Xience V**

**Room 10**

Chairs

*Shigeru Saito, Gregg W. Stone*

Xience V Safety: Findings from preclinical studies

*Marc Vorpaht*

Xience V: New insights from the SPIRIT Trials

*Gregg W. Stone*

Co-sponsored by

*Abbott Vascular Japan Co., Ltd.*

**12:45-13:45** **The next level of precision in intravascular imaging: Clinical uses of VH IVUS in acute and stable patients**

**Room 11**

Chair

*Taro Saito*

The culprit of the culprit concept: Improved diagnostic accuracy for the treatment of patients with acute coronary syndrome

*Naoto Inoue*

Advanced approaches to the stable patient: FFR, IVUS, and VH IVUS

*Antoine Lafont*

Co-sponsored by

*Volcano Japan Co., Ltd.*

**12:45-13:45** **To prevent acute coronary syndrome is very important for good prognosis of PCI -ACE inhibitor may inhibit the atheroma rupture-**

**Room 12**

Chair

*Kenshi Fujii*

Lecture by

*Haruo Hirayama*

Japanese only

Co-sponsored by

*Mitsubishi Tanabe Pharma Corporation*

**12:45-13:45** **Cutting-edge GE cardiac update**

**Room 13**

Chair

*Keiichi Igarashi*

Characterization of noncalcified coronary plaques in ACS by 64-slice CT

*Toshiro Kitagawa*

*(Hiroshima University Graduate School of Biomedical)*

Innovative angiography: in the cath lab: from coregistration to 3-D acquisition

*Jeffrey W. Moses*

Co-sponsored by

*GE Yokogawa Medical Systems, Ltd.*

**12:45-13:45** **The new current of "Risk stratification of lethal arrhythmia"**

**Room 14**

Chair

*Hiroshi Kasanuki (Waseda University)*

Development of "DREAM-ECG" and risk stratification of lethal arrhythmia

*Kenji Nakai (Iwate Medical University)*

A case with ARVC by "DREAM-ECG" LP Mapping - Comparison with CARTO Voltage Mapping-

*Keisuke Futagawa (Tokyo Women's Medical University)*

Co-sponsored by

*FUKUDA DENSHI CO., LTD.*

## Fireside Session

18:15-19:45 **ASD/PFO closure**

**Room 3** Chair  
Morimasa Takayama

Up-to-date of catheter closure of ASD and PFO:  
New insights and new evidences  
Horst Sievert

Catheter intervention for adult patients with ASD:  
Indication and long-term outcome  
Teiji Akagi (Okayama University Hospital)

Co-sponsored by  
Japan Lifeline Co., Ltd.

18:15-19:45 **Zotarolimus eluting stent update**

**Room 9** Chairs  
Hideo Tamai, Yasuhiko Hayashi (Tsuchiya General Hospital)

Preclinical  
Yuji Oikawa

Imaging modalities  
Shinjo Sonoda  
(University of Occupational and Environmental Health Hospital)

Clinical data  
Alan C. Yeung

Co-sponsored by  
Medtronic Japan Co., Ltd.  
USCI Japan Ltd.

18:15-19:45 **Embolic protection today and tomorrow**

**Room 10** Chair  
Takaaki Isshiki



Overview  
Yuji Ikari

VAMPIRE 2 study  
Yoshihiro Takeda (Rinku General Medical Center)

EFFECT-SVG registry  
Koichi Tamita (Kobe City Medical Center General Hospital)

FILTRAP 3.5mm  
Ken Kozuma

FILTRAP 6.5mm / 8.0mm  
Yusuke Miyashita

Co-sponsored by  
NIPRO CORPORATION  
Japan Lifeline Co., Ltd.

19:00-21:20 **What you can count on next !**

Chair  
Osamu Katoh

Lectures by  
Antonio Colombo, Ron Waksman

Venue: Merikenpark Oriental Hotel

Prior registration is necessary. For details, please  
inquire at the Boston Scientific booth.

Co-sponsored by  
Boston Scientific Japan K.K.

Saturday, January 31

## Morning Session

8:00-9:00 **Overcome the unsolved bifurcation challenge**

**Room 9** Chairs  
Yuji Ikari, Marie-Claude Morice

Commentators  
Dhiman Kahali, Jian Fang Luo, Chris Wong

Bifurcation lesions: Technical issues  
Marie-Claude Morice

Case study sharing: How to tackle this bifurcation  
lesion?  
Li Wah Tam

The latest update on bifurcation lesion treatment  
Seung Jin Oh

Case Study Sharting  
Balbir Singh

KBT Formula -The Mitsudo's-  
Yoshihiro Morino (Tokai University School of Medicine)

Co-sponsored by  
Abbott Vascular Japan Co., Ltd.

## Luncheon Seminar

12:45-13:45 **CTO Japan  
-Succession from CTO masters and future-**

**Room 1** Chairs  
Hideo Tamai, Tomoaki Hinohara

Lectures by  
Osamu Katoh,  
Shinichi Takase (Takase Clinic),  
Yoshihiro Morino (Tokai University School of Medicine)

Co-sponsored by  
Invatec Japan K.K.

12:45-13:45 **Anti-platelet & coagulant therapy for acute  
coronary syndrome -Based on the angioscope  
findings**

**Room 6** Chair  
Takaaki Isshiki



Lecture by  
Atsushi Hirayama (Nihon University School of Medicine)

Co-sponsored by  
sanofi-aventis K.K.

12:45-13:45 **Standard strategy for peripheral intervention**

**Room 9** Chair  
Shinsuke Nanto



SFA intervention  
Shigeru Nakamura

BtK intervention  
Yutaka Koyama

Vascular closure in PPI  
Keisuke Hirano

Co-sponsored by  
St. Jude Medical Japan Co., Ltd.

12:45-13:45 **Trends and perspectives of  
diagnostic imaging system in cardiology**

**Room 10**

Chair

*Tadanori Aizawa*

Lecture by

*Osamu Doi*

Co-sponsored by

*Siemens-Asahi Medical Technologies Ltd.*

12:45-13:45 **Front line AMI treatment**

**Room 11**

Chair

*Naoto Inoue*

Japanese  
only

Significance of thrombus aspiration treatment in  
emergent PCI

*Kazushige Kadota*

Clinical efficacy of new aspiration catheter

"Eliminate 3"

*Yuji Hamazaki*

Co-sponsored by

*TERUMO CLINICAL SUPPLY*

*TERUMO CORPORATION*

12:45-13:45 **BridgePoint Medical System:  
The FAST approach to CTOs**

**Room 12**

Chairs

*Etsuo Tsuchikane, Patric L. Whitlow*

BridgePoint technology overview

*Patric L. Whitlow*

Chilean BridgePoint experience, case reviews, &  
early lessons learned in case selection

*Craig Thompson*

German BridgePoint experience & case reviews

*Gerald S. Werner*

Case reviews & potential of CrossBoss use for in-  
stent CTOs

*Nicolaus J. Reifart*

Co-sponsored by

*BridgePoint Medical, Inc.*



**CCT2010**

**January 28(Thu) - 30(Sat) , 2010**

**Kobe International Exhibition Hall  
Portopia Hotel**

## Thursday, January 29

### 10:00-11:00 **FILTRAP Hands-on Session**

Co-sponsored by  
NIPRO CORPORATION

### 11:00-12:00 **Utilizing novel catheters**



11:00-11:30 The non slip element - Lacrosse NSE -  
*Tetsuo Matsubara*

11:30-11:45 The deep insertion operating system - DIO -  
*Teruki Takeda (Koto Memorial Hospital)*

11:45-12:00 Dio case report  
*Motomaru Masutani*

Co-sponsored by  
GOODMAN CO., LTD.

## Friday, January 30

### 9:30-10:30 **Advance / Advance LITE guide wire**

Chair  
*Yasumi Igarashi*

New guide wires HI-TORQUE ADVANCE and  
ADVANCE LITE are just launched.  
Explain features and show how to optimally utilize these  
guide wires by showing cases of ADVANCEs and its  
polymer sleeve version PILOT guide wires.

Co-Sponsored by  
*Abbott Vascular Japan Co. Ltd.*

### 10:30-11:30 **Scoreflex Case Presentation**



Chairs  
*Yoshio Kobayashi,*  
*Toru Ujihira (Okayama Red Cross General Hospital)*

Presenters  
*Yoshio Kobayashi,*  
*Toru Ujihara (Okayama Red Cross General Hospital),*  
*Yoshiaki Ito (Saiseikai Yokohama-city Eastern Hospital),*  
*Kunihisa Kohno*  
*(National Hospital Organization Iwakuni Clinical Center)*

Co-Sponsored by  
*OrbusNeich Medical K.K.*

### 11:30-12:30 **Most up-to-date information on Medtronic and USCI products**



Export XT: Clinical data from a randomized study  
Guiding catheter: Advantage of special curves  
AngioSculpt: The efficacy of the AngioSculpt  
(tentative)

Co-Sponsored by  
*Medtronic Japan Co., Ltd.*

## Digital Poster Session at Promotion Bureau

→ See p.63

### Thursday, January 29

14:00-15:30 **Digital Poster Session - Co-medical**

16:00-17:30 **Digital Poster Session - Medical**

### Friday, January 30

14:00-15:30 **Digital Poster Session - Co-medical**

16:00-17:30 **Digital Poster Session - Medical**

### Saturday, January 31

11:00-12:30 **Digital Poster Session - Co-medical**



## PCI Hands-on Center

**\*Pre-registration required!**

Dates: Friday, January 30 - Saturday, January 31  
Venue: Kobe International Exhibition Hall1, 2F  
Room: PCI Hands-on Center

Sponsored by: *Abbott Vascular Japan Co., Ltd*

Medical

### Stent Delivery

Using a coronary anatomy hybrid flow model (two dimensions) with sever tortuosity, you can learn various techniques to deliver stents in close settings to reality.

### Bifurcation

You can learn how optimally implant a single stent followed by kissing balloon technique, as well as many two-stent-strategies such as Y, Culottes, Crush, Mini Crush...

### Troubleshooting

By simulating many troublesome situations such as "Stent dislodgement", "Guide wire fracture/separation" and "Guide wire entrapment", you can learn how to avoid or overcome the complications.

## Schedule

Dates	Time	Program	Trainers	quota
Friday, January 30	11:00-12:30	Troubleshooting	Naoto Aoki	4
		Stent Delivery	Koichi Oshiro	4
	15:00-16:30	Troubleshooting	Akihiko Matsumura	4
		Bifurcation	Yuji Oikawa	4
Saturday, January 31	11:00-12:30	Stent Delivery	Michihiko Kitayama	4
		Bifurcation	Kenji Wagatsuma	4

## OCT Learning Center

**\*Pre-registration required!**

Dates: Thursday, January 29 - Saturday, January 31  
Venue: Kobe International Exhibition Hall1, 1F  
Room: OCT Learning Center

Course Director: *Takashi Akasaka*

Sponsored by: *GOODMAN CO., LTD*

## Course Details

Lectures will be conducted by experienced physicians ranging on topics from fundamentals, image interpretation to complex issues.

## Schedule

Dates	Time	Trainers
Thursday, January 29	9:30 - 10:30	Mitsuyasu Terashima
	14:30 - 15:30	Takashi Akasaka
Friday, January 30	9:30 - 10:30	Junya Shite
	14:30 - 15:30	Masato Mizukoshi (Wakayama Medical University)
Saturday, January 31	9:30 - 10:30	Shiro Uemura

## Registration

Pre-registration is required for these sessions, On-site registration may still be possible depending on the seat availability.

## IVUS Learning Center

**\*Pre-registration required!**

Dates: Thursday, January 29 - Saturday, January 31  
Venue: Kobe International Exhibition Hall1, 1F  
Room: IVUS Learning Center

Course Director: Junko Honye

### Contents

**Understanding IVUS Images  
IVUS-guided PCI Strategy**

### Pre-registration

This class will be limited to ten participants on a first-come, first-serve basis.  
Participants have been notified via return mail from CCT.  
Seating/registration on the day of class will be offered in the event any seats are still available.

### Schedule

Dates	Time	Program	Trainers	quota
<b>Thursday, January 29</b>	<b>10:00-11:30</b>	A-1 (Beginner)	Yoshio Kobayashi	8
		A-2 (Intermediate)	Shigeru Nakamura	8
	<b>14:30-16:00</b>	B-1 (Beginner)	Nobuyuki Soeda	8
		B-2 (Intermediate)	Mitsuyasu Terashima	8
<b>Friday, January 30</b>	<b>10:00-11:30</b>	C-1 (Beginner)	Shinjo Sonoda (University of Occupational and Environmental Health Hospital)	8
		C-2 (Intermediate)	Junko Honye	8
	<b>14:30-16:00</b>	D-1 (Beginner)	Atsushi Takagi	8
		D-2 (Intermediate)	Yoichi Nozaki	8
		D-3 (Intermediate)*	Junko Honye	8
<b>Saturday, January 31</b>	<b>10:00-11:30</b>	E-1 (Beginner)	Kazuya Hirata	8
		E-2 (Intermediate)	Yoshihiro Morino (Tokai University School of Medicine)	8

(\*English Session)

### **For Participants**

Please arrive at least 10 minutes before the scheduled starting time if you have reserved a place.  
Participants failing to do so may be replaced by other on-the-day participants.

For those who have not reserved places, entry on the day may still be possible. You are advised to get there early, since the allocation of places is on a first-come first-served basis.

## CT Learning Center

**\*Pre-registration required!**

Dates: Thursday, January 29 - Saturday, January 31  
Venue: Kobe International Exhibition Hall1, 1F  
Room: CT Learning Center

Course Director: Satoru Sumitsuji  
Course Co-Director: Masaaki Okutsu (Nozaki Tokushukai Hospital)  
Keita Yamasaki (Osaka University)

### Course Details

Cardiac CT image has much helpful information for PCI. However, when you analyze CT data using workstations by yourself, you will find how difficult it is to read from such information in many cases.

This lecture aims how to use effectively cardiac CT image by operators, which contains basic and advanced courses. By Slab MIP method, you can analyze actual case data by yourself. And also, if you bring your own case data, you can analyze it using the sub analyze software mentioned above with us.

Lecture enrollment will be 16 doctors in each session. Registration will be closed after reaching the fixed number. Please join us!

### Contents

1. Basic of Slab MIP method using ZIO software
2. Screening of coronary artery using Slab MIP method  
Longitudinal and cross sectional image  
Anatomy of coronary
3. Case analysis (with using Slab MIP method)  
Plaque distribution  
Plaque character  
Calcium distribution  
In stent lumen  
Chronic total occlusion lesion

Co-Sponsored by: AZE Ltd.  
GE Yokogawa Medical Systems, Ltd.  
Philips Electronics Japan, Ltd.  
Siemens-Asahi Medical Technologies Ltd.  
TeraRecon, Inc.  
Ziosoft, Inc.

### Main workstation

ZIO soft

### Sub analyze software

ZIO soft, GE medical, Philips, Siemens + TeraRecon, AZE

If you will bring reconstructed case CT data as DICOM (300-400 axial DICOM data set), you will be able to analyze it by above workstations with us using Slab MIP method. Also you can ask all kind of questions to CT company person.

### Schedule

Dates		Time	Language	Lecturers
Thursday, January 29	A	11:00 - 12:00	Japanese	Keita Yamasaki
	B	14:00 - 15:00	Japanese	Masaaki Okutsu
	C	16:00 - 17:00	English	Keita Yamasaki
Friday, January 30	D	11:00 - 12:00	Japanese	Masaaki Okutsu
	E	14:00 - 15:00	Japanese	Keita Yamasaki
	F	16:00 - 17:00	English	Masaaki Okutsu
Saturday, January 31	G	11:00 - 12:00	Japanese	Keita Yamasaki
	H	14:00 - 15:00	Japanese	Masaaki Okutsu

Thursday, January 29

Japanese only  
日本語セッション

Room 9

## インターベンショニスト就職ガイド2009

### Job fair for Japanese cardiologists

18:15-19:05

#### Part 1 海外でのしあがるぞ！

座長：角辻 暁、白井 伸一（小倉記念病院）

演者

日野原 知明  
Bruce E. Murphy  
池野 文昭  
内田 毅彦

Co-sponsored by

Nippon Boehringer Ingelheim Co., Ltd.

19:05-20:30

#### Part 2 今からは国内！大学病院？総合病院？ それとも専門病院？

—当院ではこうやって指導している—  
—あなたがくればこれだけできる！—

座長：竹林 秀雄、小谷 順一、  
木村 祐之（豊橋ハートセンター）

演者

森田 敏宏（東京大学医学部附属病院）  
北端 宏規（和歌山県立医科大学附属病院）  
岡崎 真也（順天堂大学病院）  
戸田 恵理（東海大学病院）  
門田 一繁（倉敷中央病院）  
白井 伸一（小倉記念病院）  
木村 祐之（豊橋ハートセンター）  
竹林 秀雄（福山循環器病院）

Co-sponsored by

Nippon Boehringer Ingelheim Co., Ltd.

## EVT Resident Course

Coordinator Osamu Iida

14:00-16:00

#### Part 1 座長：中村 正人、横井 宏佳

14:00 EVTを循環器医がするわけ  
横井 宏佳

14:15 PAD-EVTの適応について（薬物療法も含めて）  
中村 正人

14:30 アプローチの選択  
宮下 裕介

14:45 ガイドワイヤーの選択（茂の極意）  
中村 茂

15:00 バルーンサイズ、ステント（self or balloon  
expand stent）の選択について  
井上 直人

15:15 ワイヤーが通らない、バルーンが通らない、ステ  
ントが通らない。どないしよう？  
三角 和雄

15:30 ワイヤー穿孔・血管破壊・遠位塞栓・コレステ  
ロール塞栓どないしよう？  
平野 敬典

15:45 バイパス術へのタイミングは？  
宮本 明

16:00-18:00

#### Part 2 座長：伊苅 裕二、井上 直人

16:00 腸骨動脈狭窄病変へのEVT  
中村 茂

16:15 腸骨動脈閉塞病変への極意  
緒方 信彦

16:30 大腿膝窩動脈狭窄・閉塞病変へのEVT  
曾我 芳光

16:45 大腿膝窩動脈領域の長期成績  
飯田 修

17:00 重症虚血肢への集学的アプローチ  
佐藤 勝彦

17:15 膝下動脈狭窄・閉塞病変へのEVTの極意  
浦澤 一史

17:30 下肢バイパス術って本当にいいの？  
井上 直人

17:45 EVTはどっちみちPCIと同じ道をたどる？？？  
南都 伸介

18:15-19:15

#### Room 3 放射線防護講習会

受講費

1,000円

座長

金谷 法忍

IVR、CTにおける被曝と防護

中村 仁信（大阪大学大学院 放射線医学講座）

\*日本心血管インターベンション学会（JSIC）指導医・  
認定医資格更新時に必要な受講証明書を発行します。

Friday, January 30

Japanese only  
日本語セッション

Room 9

## PCI Resident Course

8:30-10:30

**Part 1** 座長：門田 一繁、桜田 真己

- 8:30 一流の術者になるために  
木島 幹博
- 8:45 冠動脈造影・読影法—私のコツ—  
土井 修
- 9:00 ガイディング・カテーテルの選択  
大辻 悟
- 9:15 ガイドワイヤー基本操作法  
野崎 洋一
- 9:30 屈曲病変での工夫  
石綿 清雄
- 9:45 分岐部治療のコツ  
小松 宣夫
- 10:00 Back-up forceの得方  
濱崎 裕司
- 10:15 初心者のためのCTO  
藤田 勉

10:30-12:30

**Part 2** 座長：勝木 孝明、佐藤 勝彦

- 10:30 ステンットの使い分け  
小澤 典行
- 10:45 TRIのちょっとしたコツ  
菅 好文
- 11:00 ロータブレータの基本とコツ  
北山 道彦
- 11:15 冠動脈穿孔時の対処法  
佐藤 匡也
- 11:30 重症ACSを救命しよう  
高橋 玲比古
- 11:45 医学論文の書き方  
田辺 健吾
- 12:00 造影剤を減らすコツ  
林 孝俊
- 12:15 放射線被曝を減らすコツ  
市川 侍靖

## Coronary International Faculty

### Yaron Almagor

Shaare Zedek Medical Center,  
Israel

### Rafael Beyar

Rambam Medical Center,  
Israel

### Hans Bonnier

Free University Brussels Belgium,  
Belgium

### Andy W.K. Chan

Andy Wai Kwong Chan Heart Centre,  
Hong Kong

### Charles Chan

Charles Chan Heart Clinic Gleneagles  
Medical Centre,  
Singapore

### Kam Tim Chan

Queen Elizabeth Hospital,  
Hong Kong

### Wai Man Wilson Chan

Prince of Wales Hospital,  
Hong Kong

### Ji-Lin Chen

Fu Wai Hospital, Chinese Academy of Medical  
Sciences and Peking Union Medical College,  
People's Republic of China

### Ji Yan Chen

Guangdong Provincial People's Hospital,  
Institute of Cardiovascular Diseases,  
People's Republic of China

### Jun-Jack Cheng

Shin Kong Wu Ho Su Memorial Hospital,  
Taiwan, R.O.C

### Bernard Chevalier

Institut Hospitalier Jacques Cartier,  
France

### Chia-Yu Chou

Taipei Veterans General Hospital,  
Taiwan, R.O.C

### Marco Costa

University Hospitals-Case Medical Center,  
USA

### Zhi-Min Du

Sun Yat-Sen University, First Affiliated Hospital,  
People's Republic of China

### Ali Faizal

Malabar Institute of Medical Sciences,  
India

### Ted Feldman

Evanston Hospital,  
USA

### Peter J. Fitzgerald

Stanford University Medical Center,  
USA

### Alfred R. Galassi

Clinical Division of Cardiology Ferrarotto  
Hospital, University of Catania,  
Italy

### B. K. Goyal

Bombay Hospital and Medical Research Centre /  
Texas Heart Institute,  
India / USA

### Wenyi Guo

XiJing Hospital,  
People's Republic of China

### Hyeon-Cheol Gwon

Samsung Medical Center,  
Korea

### Yaling Han

Shenyang Northern Hospital,  
People's Republic of China

### Scott Andrew Harding

Wellington Hospital,  
New Zealand

### Jung Ho Heo

Kosin University Hospital,  
Korea

### Richard R. Heuser

St. Luke's Medical Center,  
USA

### Taek Jong Hong

Pusan National University Hospital,  
Korea

### I-Chang Hsieh

Chang Gung Memorial Hospital,  
Taiwan, R.O.C

### Chien-Ming Huang

Cheng-Hsin Rehabilitation Medical Center,  
Taiwan, R.O.C

### Yong Huo

First Hospital Peking University,  
People's Republic of China

### Hweung-Kon Hwang

Sejong General Hospital,  
Korea

### Omar Ismail

Hospital Pulau Pinang,  
Malaysia

### Ik-Kyung Jang

Massachusetts General Hospital, Harvard  
Medical School,  
USA

### Yang-Soo Jang

Severance Hospital, Yonsei University Hospital,  
Korea

### Rohan Jayasinghe

Gold Coast Hospital,  
Australia

### Myung-Ho Jeong

Chonnam National University Hospital,  
Korea

### Dhiman Kahali

B.M.Birla Heart and Research centre,  
India

### Latchumanadhas Kalidoss

Madras Medical Mission Hospital,  
India

### Hsien-Li Kao

National Taiwan University Hospital,  
Taiwan, R.O.C

### Upendra Kaul

Escorts Heart Institute and Research Centre Ltd.,  
India

### Mitchell W. Krucoff

Duke University Medical Center and Duke  
Clinical Research Institute,  
USA

### V.K. Ajit Kumar

Sree Chitra Tirunal Institute of Medical  
Sciences & Technology,  
India

### Sreenivas Kumar Arramraju

Care Hospital, Hyderabad,  
India

### Antoine Lafont

Hopital Europeen Georges Pompidou,  
France

### Tin Chu Law

Hong Kong Yan Chai Hospital,  
Hong Kong

### Arthur C. Lee

Kaiser Permanente Medical Group,  
USA

### Michael Kang-yin Lee

Queen Elizabeth Hospital,  
Hong Kong

### Nae-Hee Lee

Soonchunhyang University Bucheon Hospital,  
Korea

### Sum Kin Leung

Kwong Wah Hospital,  
Hong Kong

### Lang Li

The 1st Hospital Affiliated to Guangxi  
Medical University,  
People's Republic of China

### Weimin Li

First Affiliated Hospital of Harbin Medical  
University,  
People's Republic of China

### Soo Teik Lim

National Heart Centre of Singapore,  
Singapore

### Yean-Teng Lim

Mount Elizabeth Medical Centre,  
Singapore

### Sidney Tsz Ho Lo

Liverpool Heart Center,  
Australia

### Shuzheng Lu

Beijing Anzhen Hospital,  
People's Republic of China

### Jian Fang Luo

Guangdong Provincial People's Hospital,  
People's Republic of China

### Ashok Malpani

B.M. Birla Heart and Research Centre,  
India

### Oteh Maskon

Hospital Universiti Kebangsaan Malaysia  
(Hospital UKM),  
Malaysia

### Samuel K. Mathew

Apollo Hospitals,  
India

### Josepa Mauri Ferre

Hospital Universitari Germans Trias i Pujol,  
Spain

### Ashwin B. Mehta

Jaslok Hospital & Research Centre,  
India

### Rosli Mohd. Ali

Institut Jantung Negara,  
Malaysia

### Jae-Youn Moon

Bundang CHA Hospital,  
Korea

### David Muller

St. Vincent's Hospital,  
Australia

### BG Muralidhar

Trinity Hospital & Heart Centre, Bangalore,  
India

### Bruce E. Murphy

Arkansas Heart Hospital,  
USA

### Milan A. Nedeljkovic

University Institute for Cardiovascular Diseases,  
Clinical Center of Serbia,  
Republic of Serbia

### Seung Jin Oh

National Health Insurance Cooperation Ilsan  
Hospital,  
Korea

### Miodrag C. Ostojic

Institute for Cardiovascular Diseases, Clinical  
Center of Serbia,  
Republic of Serbia

### Tejas Madhusudan Patel

Total Cardio-vascular Solutions Pvt. Ltd.,  
India

### T. R. Raghu

Sri Jayadeva Institute of Cardiology, Bangalore,  
India

### Salvatore Rametta

Epworth Hospital,  
Australia

### Sudhir Rathore

Liverpool Heart and Chest Hospital,  
U.K.

## Faculty members

**Bernhard Reimers**  
Mirano General Hospital,  
Italy

**Seung-Woon Rha**  
Cardiovascular Center, Korea University Guro  
Hospital,  
Korea

**Michael H. Rowe**  
Victorian Heart Center, Epworth Hospital,  
Australia

**Barry Rutherford**  
Cardiovascular Consultants, P.A.,  
USA

**Ashok Seth**  
Escorts Heart Institute & Research Centre,  
India

**Ki Bae Seung**  
The Catholic University of Korea, Kangnam  
St. Mary's Hospital,  
Korea

**Samin K. Sharma**  
Mount Sinai Medical Center,  
USA

**Won-Heum Shim**  
Severance Hospital, Yonsei University  
Hospital,  
Korea

**Eak-Kyun Shin**  
Gachon Medical College, Gil Medical Center,  
Korea

**Georgios Sianos**  
Thoraxcenter, Erasmus Medical Center,  
The Netherlands

**Horst Sievert**  
Cardiovascular Center Frankfurt/Washington  
Hospital Center,  
Germany/USA

**Kui-Hian Sim**  
Sarawak General Hospital,  
Malaysia

**Balbir Singh**  
Indraprastha Apollo Hospital,  
India

**VK Srinivas**  
Mallya Hospital, Bangalore,  
India

**Hans Stoerger**  
Cardiology Center, Red Cross Hospital,  
Germany

**Jean-Francois Surmely**  
District General Hospital of Aarau,  
Switzerland

**Harry Suryapranata**  
Isala Clinics Hospital de Weezenlanden &  
Sophia Hospital,  
The Netherlands

**Seung-Jea Tahk**  
Ajou University School of Medicine,  
Korea

**Li Wah Tam**  
Kwong Wah Hospital,  
Hong Kong

**Craig Thompson**  
Dartmouth Hitchcock Medical Center,  
USA

**Hanafi Trisnohadi**  
Medistra Hospital,  
Indonesia

**Ping Tim Tsui**  
Princess Margaret Hospital,  
Hong Kong

**Mark A. Turco**  
The Center for Cardiac & Vascular Research  
Washington Adventist Hospital,  
USA

**Wasan Udayachalerm**  
King Chulalongkorn Memorial Hospital,  
Thailand

**Doraiswamy Vaidyanathan**  
Apollo Firstmed Hospital,  
India

**Marc Vorpahl**  
CV Path Institute, Inc.,  
USA

**Ron Waksman**  
Washington Hospital Center,  
USA

**Darren Walters**  
Prince Charles Hospital,  
Australia

**Haichang Wang**  
XiJing Hospital,  
People's Republic of China

**Gerald S. Werner**  
Klinikum Darmstadt,  
Germany

**Patrick L. Whitlow**  
Cleveland Clinic,  
USA

**Chris Wong**  
St Paul's Hospital,  
Hong Kong

**Chiung-Jen Wu**  
Kaohsiung Chang Gung Memorial Hospital,  
Taiwan, R.O.C

**Hongbing Yan**  
Beijing Anzhen Hospital, Capital University of  
Medical Sciences,  
People's Republic of China

**Alan C. Yeung**  
Stanford University,  
USA

**Junghan Yoon**  
Wonju College of Medicine, Yonsei University,  
Korea

**Yujie Zhou**  
Beijing Anzhen Hospital, Capital University of  
Medical Sciences,  
People's Republic of China

## Coronary Japanese Faculty

**Mitsunori Abe**  
Yotsuba Circulation Clinic

**Wataru Abe**  
Wakamatsu Intervention Clinic

**Tadafumi Akimitsu**  
Oita Cardiovascular Hospital

**Teisuke Anzai**  
National Hospital Organization Hakodate  
Hospital

**Jiro Aoki**  
Mitsu Memorial Hospital

**Naoto Aoki**  
Chiba Central Medical Center

**Koh Arakawa**  
National Defense Medical College

**Osamu Arasaki**  
Tomishiro Chuo Hospital

**Jun Asada**  
Shin Katsushika Hospital

**Ryuta Asano**  
Sakakibara Heart Institute

**Takashi Ashikaga**  
Yokohama Minami Kyosai Hospital

**Kojiro Awano**  
Miki City Hospital

**Osamu Doi**  
Shizuoka Prefectural General Hospital

**Keigo Dote**  
Hiroshima City Asa Hospital

**Mariko Ehara**  
Toyohashi Heart Center

**Kenichi Fujii**  
Hyogo College of Medicine

**Tsutomu Fujita**  
Sapporo Cardio Vascular Clinic

**Kou Fukuda**  
Yao Tokushukai General Hospital

**Tatsuya Fukutomi**  
Koseiren Asuke Hospital

**Ichiro Hamanaka**  
Rakuwakai Marutamachi Hospital

**Yuji Hamazaki**  
School of Medicine, Showa University

**Tetsuya Hata**  
Kyoto Kujo Hospital

**Motoya Hayase**  
Hayase Clinic of Internal Medicine

**Takeshi Hibino**  
Gifu Prefectural Tajimi Hospital

**Yorihiko Higashino**  
Higashi Takarazuka Sato Hospital

**Yutaka Hikichi**  
School of Medicine, Saga University

**Keisuke Hirano**  
Saiseikai Yokohama City Eastern Hospital

**Osamu Hirashima**  
Misato Central General Hospital

**Atsushi Hirohata**  
The Sakakibara Heart Institute of Okayama

**Mitsugu Hirokami**  
Teine Keijinkai Hospital

**Kiyoshi Hironaga**  
Fukuoka City Hospital

**Hidehiko Honda**  
Sendai Kosei Hospital



**Yasuhiro Honda**  
Stanford University Medical Center

**Junko Honye**  
Shonan Kamakura General Hospital

**Takamatsu Horisaki**  
Kochi Health Sciences Center

**Yuki Horita**  
Kanazawa Cardiovascular Hospital

**Kenji Horiuchi**  
Saiseikai Kumamoto Hospital

**Shinobu Ichikawa**  
Miki City Hospital

**Satoshi Ichimiya**  
Yokkaichi Municipal Hospital

**Yasumi Igarashi**  
Hokkaido Social Insurance Hospital

**Osamu Iida**  
Kansai Rosai Hospital

**Yuji Ikari**  
Tokai University School of Medicine

**Shinpei Ike**  
Sekishinkai Sayama Hospital

**Fumiaki Ikeno**  
Stanford University

**Naoto Inoue**  
Sendai Kousei Hospital

**Masaharu Ishihara**  
Hiroshima City Hospital

**Sugao Ishiwata**  
Toranomon Hospital

**Kenichiro Ito**  
Health Insurance Nankai Hospital

**Shigenori Ito**  
East Medical Center Higashi Municipal  
Hospital City of Nagoya

**Kohichiro Iwasaki**  
Okayama Central Hospital

**Yoshihiro Iwasaki**  
Nagasaki Kohseikai Hospital

**Kazushige Kadota**  
Kurashiki Central Hospital

**Haruo Kamiya**  
Nagoya Daiichi Red Cross Hospital

**Yoshifumi Kan**  
Fukuoka Heart Clinic

**Mitsuo Kashida**  
International Medical Center of Japan

**Yoshiaki Katahira**  
Tohoku Koseinenkin Hospital

**Atsushi Kato**  
Sendai Open Hospital

**Kenichi Kato**  
Yokohama Rosai Hospital

**Junji Katoh**  
Kato Cardiovascular Clinic

**Takaaki Katsuki**  
Jichi Medical University

**Kenji Kawajiri**  
Matsubara Tokushukai Hospital

**Akio Kawamura**  
Keio University Hospital

**Shigeo Kawano**  
Kawachi General Hospital

**Osami Kawarada**  
Kishiwada Tokushukai Hospital

**Tomohiro Kawasaki**  
Shin-Koga Hospital

**Kazuo Kimura**  
Yokohama City University Medical Center

**Kazuo Kimura**  
National Defense Medical College

**Koichi Kishi**  
Tokushima Red Cross Hospital

**Michihiko Kitayama**  
Kanazawa Medical University

**Tomoko Kobayashi**  
Kyoto Katsura Hospital

**Yoshio Kobayashi**  
Chiba University Hospital

**Nobuo Komatsu**  
Ohta General Hospital Foundation, Ohta  
Nishinouchi Hospital

**Nobuyuki Komiyama**  
Saitama Medical University International  
Medical Center

**Takeshi Kondo**  
Takase Clinic

**Jun-ichi Kotani**  
Osaka University Graduate School of  
Medicine

**Yutaka Koyama**  
Iwatsuki-Minami Hospital

**Ken Kozuma**  
Teikyo University

**Katsutoshi Makino**  
Mie Prefectural General Medical Center

**Motomaru Masutani**  
Hyogo College of Medicine

**Yoshiki Matoba**  
Shimabara Hospital

**Takao Matsubara**  
Ishikawa Prefectural Central Hospital

**Takayuki Matsuki**  
Shin-nittetsu Muroran General Hospital

**Akihiko Matsumura**  
Kameda Medical Center

**Toshiyuki Matsumura**  
Kumamoto Rosai Hospital

**Hitoshi Matsuo**  
Gifu Heart Center

**Hiroshi Matsuoka**  
Ehime Prefectural Imabari Hospital

**Toyoaki Matsushita**  
Daiyukai General Hospital

**Yasuhiko Matsuura**  
Takaishi Fujii Hospital

**Ichiro Michishita**  
Yokohama Sakae Kyosai Hospital

**Shinji Miki**  
Mitsubishi Kyoto Hospital

**Tadahiko Minoji**  
Masuda Red Cross Hospital

**Kazuo Misumi**  
Chiba-Nishi General Hospital

**Akira Miyamoto**  
Kikuna Memorial Hospital

**Yusuke Miyashita**  
Shonan Kamakura General Hospital

**Kyoichi Mizuno**  
Nippon Medical School

**Norihiko Morita**  
Matsunami General Hospital

**Hirofumi Murakami**  
South Tokyo Heart Clinic

**Masaaki Murakami**  
The Sakakibara Heart Institute of Okayama

**Toshiya Muramatsu**  
Saiseikai Yokohama-City Eastern Hospital

**Makoto Muto**  
Saitama Cardiovascular and Respiratory  
Center

**Yoshihisa Nakagawa**  
Tenri Hospital

**Masami Nishino**  
Osaka Rosai Hospital

**Katsuo Noda**  
Kumamoto Chuo Hospital

**Yuichi Noguchi**  
Tsukuba Medical Center Hospital

**Masanori Nomura**  
Fujita Health University, The 2nd Hospital

**Eiji Nozaki**  
Iwate Prefectural Central Hospital

**Junei Obata**  
University of Yamanashi Hospital

**Kazuyoshi Ohata**  
Kofu Kyoritsu Hospital

**Kazuo Ohsato**  
Fukui Cardiovascular Center

**Akitsu Oida**  
Takase Clinic

**Yuji Oikawa**  
The Cardiovascular Institute

**Shinsuke Ojio**  
School of Medicine, Gifu University

**Masaharu Okada**  
Shiga Medical Center for Adults

**Takashi Okada**  
Kyoto First Red Cross Hospital

**Mitsunori Okamoto**  
Hiroshima Prefectural Hospital

**Koji Oku**  
National Hospital Organization Nagasaki  
Medical Center

**Hiroyuki Okura**  
Kawasaki Medical School

**Shigeru Oshima**  
Gunma Prefectural Cardiovascular Center

**Koichi Oshiro**  
Urasoe General Hospital

**Takashi Otani**  
Yotsuba Circulation Clinic

**Satoru Otsuji**  
Higashi Takarazuka Sato Hospital

**Mafumi Owa**  
Suwa Red Cross Hospital

**Yukio Ozaki**  
Fujita Health University Hospital

**Noriyuki Ozawa**  
Yokohama Asahi General Hospital

**Masahiko Saito**  
Ageo Central General Hospital

**Hideaki Sakai**  
Nagasaki Heart Clinic

**Hidetsugu Sakai**  
Kushiro City General Hospital

**Masahiko Sakamoto**  
Kakita Hospital

**Hajime Sakuma**  
School of Medicine, Mie University

**Masami Sakurada**  
Tokorozawa Heart Center

**Shumpei Sakurai**  
Aizawa Hospital

**Hidetoshi Sato**  
School of Medicine, Shimane University

**Katsuhiko Sato**  
Tokeidai Memorial Hospital

**Tadaya Sato**  
Akita Medical Center

**Yoshitane Seino**  
Hoshi General Hospital



## Faculty members

Toshihiko Seo  
Osaka Nakatsu Saiseikai Hospital

Yoshisato Shibata  
Miyazaki Medical Association Hospital

Kenei Shimada  
Osaka Ekisaikai Hospital

Minoru Shimizu  
Kasukabe Central General Hospital

Hideki Shimomura  
Fukuoka Tokushukai Medical Center

Shoichi Shinohara  
Takai Hospital

Nobuo Shiode  
Matsue Red Cross Hospital

Akihiro Shirasaka  
Tesseikai Hospital

Junya Shite  
Kobe University

Yoshimitsu Soga  
Kokura Memorial Hospital

Makoto Suzuki  
Ehime Prefectural Central Hospital

Atsushi Takagi  
Tokyo Women's Medical University

Akihiko Takahashi  
Takahashi Hospital

Chiei Takanaka  
Hamamatsu Medical Center

Morimasa Takayama  
Sakakibara Heart Institute

Satoshi Takeshita  
Shonan Kamakura General Hospital

Kengo Tanabe  
Mitsui Memorial Hospital

Nobuhiro Tanaka  
Tokyo Medical University

Shinji Tanaka  
Shonan Atsugi Hospital

Takahiro Tanaka  
Showa General Hospital

Jun Tateishi  
Ookuma Hospital

Hitone Tateyama  
Toho Kashiba Hospital

Mitsuyasu Terashima  
Toyohashi Heart Center

Shin-ichi Tohyama  
Yokohama Seamen's Insurance Hospital

Taketsugu Tsuchiya  
Kanazawa Cardiovascular Hospital

Takafumi Tsuji  
Kusatsu Heart Center

Yukio Tsurumi  
Tokyo Women's Medical University

Takashi Uchiyama  
Toda Central General Hospital

Yasunori Ueda  
Osaka Police Hospital

Shiro Uemura  
Nara Medical University

Katsumi Ueno  
Gifu Heart Center

Yuichi Ujiie  
Hoshi General Hospital

Kazushi Urasawa  
Tokeidai Memorial Hospital

Kazuo Usuda  
Toyama Prefectural Central Hospital

Kenji Wagatsuma  
Toho University Omori Medical Center

Junji Yajima  
The Cardiovascular Institute

Hiroaki Yamamoto  
Nagano Chuo Hospital

Yoshito Yamamoto  
Iwaki Kyouritsu General Hospital

Masahisa Yamane  
Sekishinkai Sayama Hospital

Takehiro Yamashita  
Cardio-vascular Center Hokkaido Ohno  
Hospital

Yoshinori Yasaka  
Toyooka Hospital

Hiroyoshi Yokoi  
Kokura Memorial Hospital

Koichi Yokoya  
National Hospital Organization Toyohashi  
Medical Center

Jin Yokoyama  
New Tokyo Hospital

Ryohei Yoshikawa  
Sanda City Hospital

Fuminobu Yoshimachi  
Aomori Prefectural Central Hospital

Hideaki Yoshino  
School of Medicine, Kyorin University

Mitsuru Yui  
Iwaki Kyouritsu General Hospital

## Thank you!

### at Transmission Sites

Shinya Fujita  
Ichiro Hamanaka  
Atsushi Hirohata  
Takamatsu Horisaki  
Takuo Iizuka  
Shinpei Ike  
Masanobu Makiuchi  
Akiyoshi Miyazawa  
Suguru Murase  
Mamoru Nanasato  
Daisuke Ogasawara

Shinsuke Ojio  
Koichi Sano  
Yoshitane Seino  
Jean-Francois Surmely  
Ken Suzuki  
Hideo Takebayashi  
Satoshi Takeda  
Tomohiko Teramoto  
Keiichi Tsuchida  
Yoshito Yamamoto

### at Theater

Yorihiko Higashino  
Akio Kawamura  
Tomoko Kobayashi  
Yoshiki Matoba  
Yasunori Nishida  
Yuji Oikawa  
Masaharu Okada  
Takashi Otani  
Satoru Otsuji  
Hitone Tateyama  
Ryohei Yoshikawa

## Thank you!!

CCT2009 would like to give special thanks to all those who have contributed importantly to our meeting.

### Case Competition 2009

The organizing committee of CCT2009 will select the best cases from all those submitted. The winners will receive an award during the Award Ceremony. (Saturday, January 31, in the Main Theater from 12:15pm)

Presentation time: 15 minutes including Q&A

## Thursday, January 29

### 9:00-10:00 Acute Coronary Syndrome 1

#### Room 3 Chairs

B. K. Goyal, Honin Kanaya

#### Commentators

Jiro Aoki, Osamu Hirashima, Takahiro Tanaka,  
Sreenivas Kumar Aramraju

#### A case of myocardial rupture survival

Woo-Young Chung (Seoul Metropolitan Government Seoul  
National University Boramae Medical Center)

#### A case of acute myocardial infarction in a young woman due to congenital coronary artery aneurysm

Ju Han Kim  
(The Heart Center of Chonnam National University Hospital)

#### Acute myocardial infarction caused by coronary embolism under infective endocarditis

Masahiko Shibuya (Sakurabashi Watanabe Hospital)

#### Rescue PCI for aged ACS-Multiple critical lesions approach

Kuang te Wang (Mackay Memorial Hospital Taitung Branch)

### 10:00-11:00 Complex Lesions 1

#### Room 3 Chairs

Shuzheng Lu, Yasuhiko Matsuura

#### Commentators

Tin Chu Law, Shumpei Sakurai, Akihiro Shirasaka,  
Kengo Tanabe

#### Treatment for ostial lesion of LAD and CX in patient with 3VD including the old myocardial infarction in LAD and RCA lesion

Michitomo Kawahito (Shimada Municipal Hospital)

#### Be prepared! A difficult case could become a "simpler" case

Li Wah Tam

#### Successful emergent coronary intervention for distal part of left main trunk with dense calcification in a 86-year-old woman

Yasuhiro Tanabe (Tokyo Metropolitan Hiroo General Hospital)

#### A successful case of percutaneous coronary intervention (PCI) by using 0.010 guide-wire system for in-stent restenosis lesion in distal of 360 degree looped artery

Makoto Utsunomiya (Kyoto Katsura Hospital)

### 11:00-12:30 Peripheral Intervention 1

#### Room 3 Chairs

Tadafumi Akimitsu, Won-Heum Shim

#### Commentators

Kou Fukuda, Hsien-Li Kao, Kazushi Urasawa

#### Successful subintimal angioplasty for very long ilio-femoro-popliteal occlusive disease

Weon Kim (Gwangju Veterans Hospital)

#### A new parallel wire technique for the iliac CTO through the 0.035" GW lumen of an OTW PTA balloon with strong backup

Mutsuo Nakayama (Hamada Medical Center)

#### A successful PTA case in a patient with external iliac artery CTO lesions including thrombus without proximal entry site using echo-guided wiring

Yuji Sakanoue (Higashisumiyoshi Morimoto Hospital)

#### Novel approach for most difficult case due to vasculitis complicated with infected ulcer

Gen Takagi (Nippon Medical School)

### 14:00-15:00 Chronic Total Occlusion 1

#### Room 3 Chairs

Tian Hai Koh, Fuminobu Yoshimachi

#### Commentators

Ji Yan Chen, Jian Fang Luo, Shinji Tanaka,  
Yuichi Ujiie

#### A case of successful chronic total occlusion treatment using by tip-injection and 0.010" wire

Ryo Gotoh (Shuwa General Hospital)

#### High risk PCI to long LAD total occlusion with retrograde approach through a very tortuous epicardial collateral from RCA

Tin Chu Law

#### Retrograde Cypher delivery for tortuous right coronary artery

Yoshiki Uehara  
(The Jikei University School of Medicine, Kashiwa Hospital)

### 15:00-16:00 Acute Coronary Syndrome 2

#### Room 3 Chairs

Hans Bonnier, Chieie Takanaka

#### Commentators

Ali Faizal, Masaaki Murakami, Takashi Uchiyama,  
Junji Yajima

#### Acute myocardial infarction and cerebral infarction associated with metastatic pancreatic carcinoma

Weon Kim (Gwangju Veterans Hospital)

#### Acute myocardial infarction secondary to coronary artery dissection after blunt chest trauma in a young man

Doo Sun Sim  
(The Heart Center of Chonnam National University Hospital)

#### Successful revascularization by trans-radial approach for severe triple vessel disease including LMT in acute myocardial infarction

Takahide Suzuki (JA Hokkaido Engaru Kosei General Hospital)

16:00-17:00 **Chronic Total Occlusion 2**

**Room 3**

**Chairs**

*Richard R. Heuser, Ichiro Michishita*

**Commentators**

*Wataru Abe, Keigo Dote, Takashi Okada,*

**A-to-Z complications in PCI of very calcified CTO**

*Idrus Alwi (University of Indonesia)*

**Imperfectly protected left main (90%) and m-LAD (100% CTO) PCI that I carried out at the same time**

*Mutsuo Nakayama (Hamada Medical Center)*

**A successfully treated CTO case with epicardial collateral circulation**

*Hidetsugu Sakai*

17:00-18:00 **Complex Lesions 2**

**Room 3**

**Chairs**

*Masanori Nomura, Hanafi Trisnohadi*

**Commentators**

*Kenneth Chin, Takatoshi Hayashi, Jung Ho Heo, Takayuki Matsuki*

**A case of repeated in-stent restenosis of severely-stenosed coronary artery in resuscitated patient**

*Hidekazu Ino (Kanazawa University)*

**Stent fracture - A bomb or bystander**

*Chun Leung Lau (Princess Margaret Hospital)*

**A case of diffuse in-stent restenosis associated with stent fracture after implantation of a paclitaxel-eluting coronary artery stent**

*Shin Eun Lee*

*(The Heart Center of Chonnam National University Hospital)*

**Friday, January 30**

9:00-10:00 **Calcified Lesions**

**Room 3**

**Chairs**

*Jun-Jack Cheng, Yutaka Koyama*

**Commentators**

*Kenichiro Ito, Latchumanadhas Kalidoss, Akira Miyamoto, Seung-Woon Rha*

**An ACS case with diabetic complication, which required rotablator due to severe calcification**

*Yoshihiro Imai (The Sakakibara Heart Institute of Okayama)*

**Rotational atherectomy is useful to treat restenosis lesion due to the late recoil of sirolimus-eluting stent which was implanted at severe calcified lesion**

*Atsunori Okamura (Sakurabashi Watanabe Hospital)*

**Stentablation of an underexpanded stent in a heavily calcified lesion using rotational atherectomy**

*Seung-Jung Park (Seoul National University Hospital)*

10:00-11:00 **Peripheral Intervention 2**

**Room 3**

**Chairs**

*Giancarlo Biamino, Kazuo Misumi*

**Commentators**

*Keisuke Hirano, Jae-Youn Moon, Masami Nishino, Katsuo Noda*

**A case of PTRAs: Stents implantation for bilateral renal artery stenosis**

*Haruki Endo (Horikawa Hospital)*

**Reversed T stenting for leriche syndrome with chronic kidney disease (CKD) using ultrasound-assisted wiring**

*Masahiro Fukuda (Kikuna Memorial Hospital)*

**Hybrid treatment of aortic aneurysm involving origin of left subclavian artery by inter-carotid artery bypass surgery and stent graft implantation**

*Won Ho Kim (Yonsei University, College of Medicine, Cardiovascular Center and Cardiovascular Research Institute)*

**Successful PTA using 3D-CT for chronic total occluded lesion of bilateral common iliac artery with severe calcified lesion**

*Takeshi Serikawa (Shin-Koga Hospital Cardio-Vascular Center)*

11:00-12:30 **Complications**

**Room 3**

**Chairs**

*Seiichi Haruta, Kui-Hian Sim*

**Commentators**

*Kenji Horiuchi, Chien-Ming Huang, Makoto Muto, Yoshisato Shibata*

**A case of dissection of drug eluting stent neointima at left main trunk by diagnostic catheter**

*Shingo Hosogi (Kurashiki Central Hospital)*

**A case of very rare complication by rotorblator**

*Amame Kozuki (Kobe University Graduate School of Medicine)*

Catheter-related thrombus in left main stem complicating left anterior descending coronary percutaneous intervention when heparin inadvertently not administered

*Leong Lee (Nottingham University Hospital)*

A tough case with long diffuse calcified lesion in LAD complicated by coronary perforation after stent implantation

*Akira Matsuura (Akashi Medical Center)*

Unusual cause and successful bailout of the stuck intravascular ultrasound following rotational atherectomy and stent implantation in the calcified coronary lesion

*Jun Tanigawa (Osaka Medical College)*

**Saturday, January 31**

12:15-12:30  
**Main Theater**

**Case Competition 2009  
Award Ceremony**

Presenter  
*Hideo Tamai*

**14:00-15:00 Left Main Trunk/Bifurcations**

**Room 3** Chairs

*Taro Saito, Ashok Seth*

**Commentators**

*Lang Li, Masaharu Okada, Hidetoshi Sato,  
Nobuhiro Tanaka, Chris Wong*

Rotational atherectomy is useful to treat restenosis lesion of LCX after the performance of culotte-stenting to LMT bifurcation lesion

*Hiroyuki Nagai (Sakurabashi Watanabe Hospital)*

Successful treatment of LMT-bifurcating lesion with combination of DCA+DES

*Ryuma Nakashima (Matsubara Heart Center)*

Clinical application of triple KBT for non protected distal LMCA trifurcation lesion

*Mutsuo Nakayama (Hamada Medical Center)*

Novel two-wire technique is useful in engaging guiding catheter to proximal entrance of the LMT stent protruded into the aorta

*Makito Ozawa (Sakurabashi Watanabe Hospital)*

**15:00-16:00 Chronic Total Occlusion 3**

**Room 3** Chairs

*Hidetsugu Sakai, Ki Bae Seung*

**Commentators**

*Uendra Kaul, Makoto Suzuki*

Chronic total occlusion : Main branch IVUS-guided CTO intervention

*Kook-Jin Chun (Pusan National University Yangsan Hospital)*

Retrograde approach PCI via Kugel's artery for RCA CTO

*Masaaki Okutsu (Nozaki Tokushukai Hospital)*

Antegrade balloon transit of retrograde wire to bail out dissected left main during retrograde chronic total occlusion intervention

*Eugene B Wu (Chinese University Hong Kong)*