

Complex Cardiovascular Therapeutics 2023

P CCT2023 Peripheral

Dates

October 19 thu. to **21** sat., 2023

Venues

Kobe International Exhibition Hall
Portopia Hotel, Kobe, Japan

Update
Program



Web URL ● <https://cct.gr.jp/> Find us on 
Facebook ● <https://www.facebook.com/CCTJAPAN/>



Dates

Thursday, October 19 to Saturday, October 21, 2023

Language

Coronary English / Japanese / Chinese

Peripheral English / Japanese

Co-medical Japanese

Simultaneous interpretation is available:

English and Japanese: Luncheon Seminar@Main Theater I (Oct.19)

Luncheon Seminar@Room 2 (Oct.20)

Luncheon Seminar@Room 4 (Oct.20)

Chinese and Japanese:

Chinese Perspectives on Live Case Transmissions@Presentation Studio

 English translation available

 Japanese translation available

 Chinese translation available

 Japanese only

Registration Fee

<https://cct.gr.jp/2023/registration.html>



Medical [3 days]	35,000 JPY
Medical [1 day]	20,000 JPY
Medical (Intern)*	10,000 JPY
Co-medical	4,000 JPY
Industrial Professional	35,000 JPY

*Medical(Intern) is required to present certification showing they are currently in the internship (4 years period) after graduation from medical school. Failure to do this will be charged the on-site registration fee of Medical.

**Registration fees of Student is free. Please check "Registration Fee" section on the CCT2023 website for details.

Food

Lunch boxes will be served before Luncheon Seminar.

Notification

No smoking on all site.

No photography and video shooting without permission.

Secretariat

CCT Administration Office

Central Residence 201, 48 Higashiodawaracho, Toyohashi, Aichi, 440-0886, Japan

Tel: +81-532-57-1275 / +81-532-52-2883

E-mail: secretariat@cct.gr.jp

Opening Hours

Registration Desk / Faculty Registration Desk (Coronary Peripheral)

Kobe International Exhibition Hall 2, 1F

Oct. 19, 20 7:15 - 17:00

Oct. 21 7:15 - 15:00

Registration Desk / Faculty Registration Desk (Co-medical)

Portopia Hotel Main Bldg. B1F

Oct. 19, 20 8:00 - 17:00

Oct. 21 8:00 - 15:00

Exhibition

Kobe International Exhibition Hall 1, 1F

Oct. 19, 20 8:30 - 18:00

Oct. 21 8:30 - 16:00

Free Wi-Fi Spots

Free Wi-Fi is available in all theater, rooms and exhibition. Please note that the network may unstable according to the number of connecting users.

 Find us on
Facebook



日程

2023年10月19日(木)～21日(土)

言語

Coronary 英語/日本語/中国語

Peripheral 英語/日本語

Co-medical 日本語

同時通訳の入るセッション:


英語・日本語: Luncheon Seminar@Main Theater I (10/19)


Luncheon Seminar@Room 2 (10/20)

Luncheon Seminar@Room 4 (10/20)

中国語・日本語:

Chinese Perspectives on Live Case Transmissions@Presentation Studio

 English translation available

 Japanese translation available

 Chinese translation available

 Japanese only

参加登録

https://cct.gr.jp/2023/registration_ja.html



メディカル(3日券)	35,000 円
メディカル(1日券)	20,000 円
メディカル(研修医)*	10,000 円
コメディカル	4,000 円
企業	35,000 円

*研修医の方は、当日所属長による「研修医(4年目まで)であることを明記した」証明書をお持ちください。証明書の呈示が無い場合は、メディカルの当日参加登録費を頂きます。

**学生の参加登録は無料です。当日学生証、またはそれに準ずるものをご呈示ください。証明書の呈示がない場合は、当日参加登録費をいただきます。事前の登録の必要はありません。

無料 Wi-Fi スポット

無料Wi-Fiは全ての会場ご利用いただけます。

取得可能単位

CVIT専門医認定医制度資格更新単位 3日券: 6単位 / 1日券: 2単位

食事

ランチョンセミナーではお弁当をご用意します。

その他

会場内は全て禁煙になります。会場内での写真並びにビデオ撮影はご遠慮ください。

お問い合わせ先

CCT事務取扱

〒440-0886 愛知県豊橋市東小田原町48番地セントラルレジデンス201

Tel: 0532-57-1275 / Fax: 0532-52-2883 / Email: secretariat@cct.gr.jp

参加登録受付/ファカルティ受付 (Coronary Peripheral)

神戸国際展示場 2号館1階

10月19日(木) 7:15 - 17:00

10月20日(金) 7:15 - 17:00

10月21日(土) 7:15 - 15:00

参加登録受付/ファカルティ受付 (Co-medical)

ポートピアホテル本館地下1階

10月19日(木) 8:00 - 17:00

10月20日(金) 8:00 - 17:00

10月21日(土) 8:00 - 15:00

展示会場

神戸国際展示場1号館 1階

10月19日(木) 8:30 - 18:00

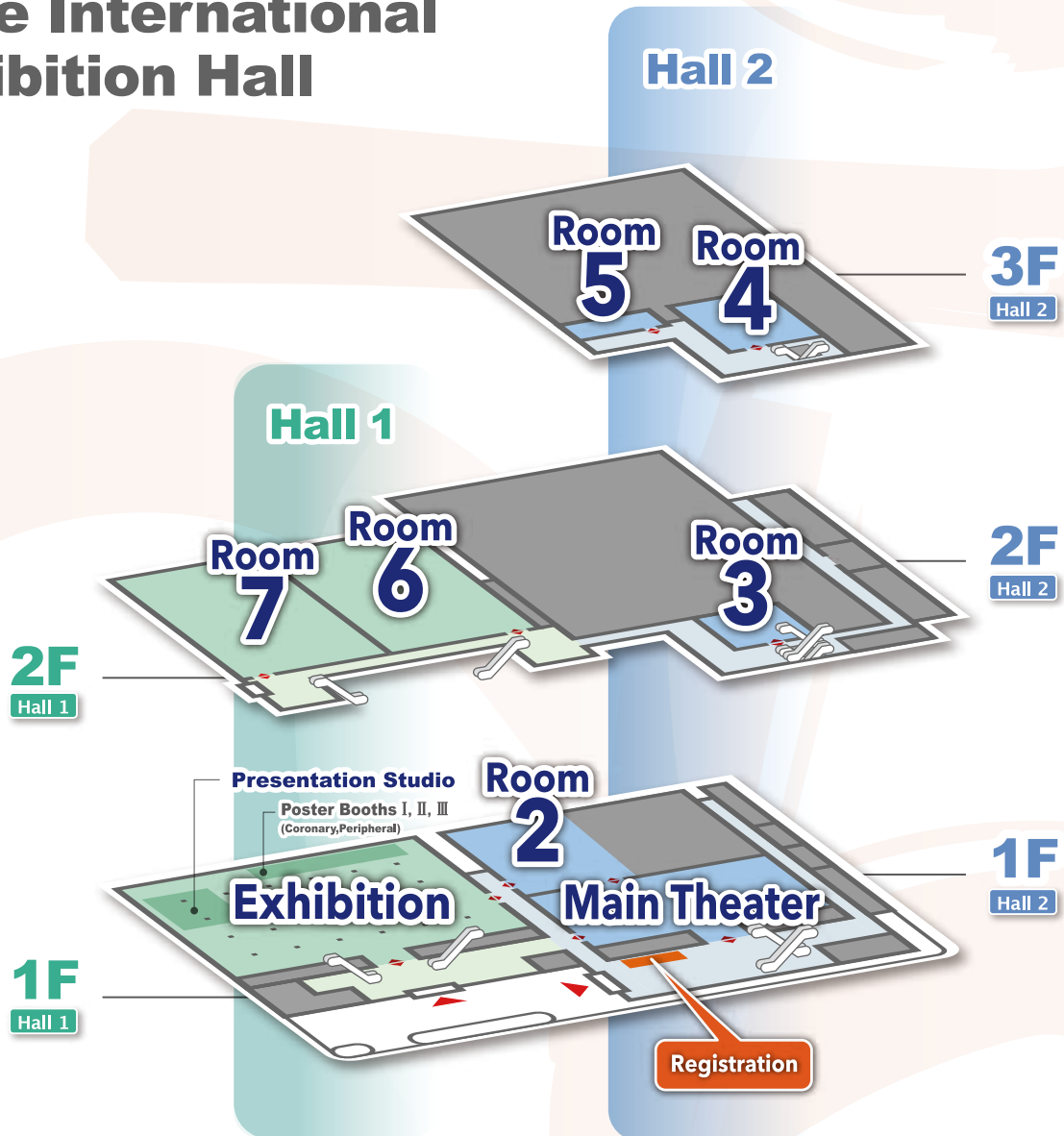
10月20日(金) 8:30 - 18:00

10月21日(土) 8:30 - 16:00

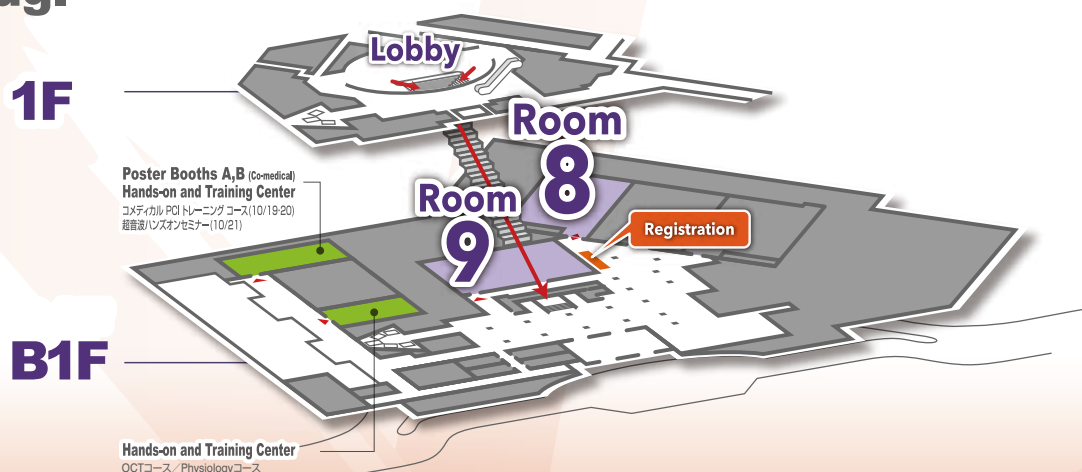


Venue

Kobe International Exhibition Hall



Portopia Hotel Main Bldg.



Exhibition Hall Map



Booth No. Exhibitors

A-02	ボストン・サイエンティフィックジャパン株式会社	Boston Scientific Japan K.K.
A-03	ニプロ株式会社	NIPRO CORPORATION
A-04	テルモ株式会社	Terumo Corporation
B-01	アボットメディカルジャパン合同会社	Abbott Medical Japan LLC
B-02	日本メドトロニック株式会社	Medtronic Japan Co., Ltd.
B-03	朝日インテック株式会社	ASAHI INTECC CO., LTD.
B-04	キャノンメディカルシステムズ株式会社	CANON MEDICAL SYSTEMS CORPORATION
B-05	バイエル薬品株式会社	Bayer Yakuhin, Ltd.

Booth No. Exhibitors

C-01	シーマン株式会社	SHEEN MAN CO., LTD.
C-02	メディキット株式会社	MEDIKIT CO.,LTD.
C-03	ディーブイエックス株式会社	DVx Inc.
C-04	フォトロン M&E ソリューションズ株式会社	Photron M&E Solutions Inc.
C-05	JSR株式会社	JSR Corporation
C-06	Insight Lifetech Co., Ltd.	Insight Lifetech Co., Ltd.

Booksellers

株式会社ガリバー	Gulliver Co., Ltd.
----------	--------------------

Thursday, October 19

	7:30	8:00	9:00	10:00	11:00	12:00	13:00	14:00	15:00	16:00	17:00	18:00	19:00	20:00	20:50	
Main Theater	Live Case Pre-discussion Session → p.16	PCI Live Case Transmission The Cardiovascular Institute "Petit Focus Live" CANON MEDICAL SYSTEMS CORPORATION "Special Focus Live" Abbott Medical Japan LLC "Special Focus Live" ASAHI INTECC CO., LTD. → p.16					Think Outside the Box, PP Method using ECG Sync & ESPELUX View → p.16, 23 ASAHI INTECC CO., LTD. / CANON MEDICAL SYSTEMS CORPORATION	PCI Live Case Transmission Toyohashi Heart Center "Petit Focus Live" CANON MEDICAL SYSTEMS CORPORATION "Special Focus Live" Kaneka Medix Corporation / Philips Japan, Ltd. "Special Focus Live" Boston Scientific Japan K.K. → p.16								
Room 2		POPAI@CCT2023: Future Catheterization Laboratory: How it will be? → p.17		APCTO Club Session@CCT → p.17					DCB Symposium Boston Scientific K.K. / NIPRO CORPORATION → p.23						New Generation Video Live Demonstration → p.23	
Room 3		Investigation of treatment devices for calcified lesions → p.17		DCA → p.17				ISIC@CCT → p.18			Bifurcation Club@CCT → p.18					
Room 4		Fellow Course CTO → p.24	Japanese only	Fellow Course Complications → p.24	Japanese only			Fellow Course IVUS/OCT/OFDI → p.24	Japanese only		Fellow Course Physiology → p.24	Japanese only				
Room 5		Coronary Case Competition ACS → p.19		Coronary Case Competition Complication 1 → p.20				Peripheral Case Presentation 1: CLTI → p.52		Coronary Case Competition CTO 1 → p.20	Peripheral Case Presentation 2: EVT → p.52					
Presentation Studio								Chinese Perspectives on Live Case Transmissions 1 CANON MEDICAL SYSTEMS CORPORATION → p.21			Digital Poster Session 1 → p.21					
Poster Booth I/II/III				Coronary Poster Session → p.21, 22				Coronary / Peripheral Poster Session → p.22, 53								
Room 6		EVT Live Case Transmission Tokeidai Memorial Hospital "Featured Live" Philips Japan, Ltd. / Tokai Medical Products, Inc. "Featured Live" CANON MEDICAL SYSTEMS CORPORATION "Featured Live" CANON MEDICAL SYSTEMS CORPORATION → p.50					Luncheon Seminar Cordis Japan G.K. → p.50	Japanese only	EVT Live Case Transmission Tokeidai Memorial Hospital "Featured Live" Philips Japan, Ltd. → p.50	Japanese only	Coffee Break Session Kaneka Medix Corporation → p.50	EVT Live Case Transmission Tokeidai Memorial Hospital "Featured Live" Tokai Medical Products, Inc. → p.50				
Room 7		Calcification 1 → p.51	Japanese only	IVUS guided 3D wiring → p.51	Japanese only	FP intervention update → p.51		Calcification 2 → p.51	Japanese only		LEAD 1 → p.51	Japanese only				
Room 8		Co-medical Program → p.66					Japanese only	Luncheon Seminar Medtronic Japan Co., Ltd. → p.66	Japanese only		Co-medical Program → p.66					
Room 9		Co-medical Program → p.67					Japanese only	Luncheon Seminar ACIST Japan, Inc. → p.67	Japanese only		Co-medical Program → p.67, 68					
Poster Booth A / B				Co-medical Poster Session → p.68, 69	Japanese only											
Hands-on Seminar		Hands on and Training Center → p.78-80					Japanese only				Hands on and Training Center → p.77-81					

Friday, October 20

	7:30	8:00	9:00	10:00	11:00	12:00	13:00	14:00	15:00	16:00	17:00	18:00	19:00	20:00
Main Theater	Live Case Pre-discussion Session → p.25	PCI Live Case Transmission Sakurabashi Watanabe Hospital "Special Focus Live" TERUMO Corporation "Special Focus Live" Medtronic Japan Co., Ltd. → p.25				Luncheon Seminar TERUMO Corporation → p.33	PCI Live Case Transmission Queen Elizabeth Hospital, Hong Kong		PCI Live Case Transmission Heartcenter Lahr, Germany → p.25		Fireside Session Abbott Medical Japan LLC → p.33			
Room 2		TTT@CCT 2023 → p.26	ENCORE SEOUL@CCT → p.26			What is the solution for calcium lesion?? Boston Scientific Japan K.K. → p.26, 33	Complex Coronary Symposium TERUMO Corporation → p.26	Coffee Break Session NIPRO CORPORATION → p.33	CCT Live Playback Session Session 1 → p.33	Fireside Session TERUMO Corporation → p.34				
Room 3		Antegrade CTO → p.27	Retrograde CTO PCI → p.27			Luncheon Seminar OrbusNeich Medical K.K. → p.34	Taiwan CTO Club@CCT 2023 - CTO with low EF - → p.27	Coffee Break Session OrbusNeich Medical K.K. → p.34						
Room 4		Fellow Course Bifurcation → p.34	Fellow Course Calcified lesion → p.34			Update on the treatment of calcified coronary lesions and the efficacy of Resolute Onyx™ DES Medtronic Japan Co., Ltd. → p.28, 35	International CCTI@CCT2023 → p.28	Coffee Break Session Medtronic Japan Co., Ltd. → p.35	VR Session YES Foundation / ASAHI INTECC CO., LTD. → p.35					
Room 5		Coronary Case Competition Cardiogenic Shock/MCS/Miscellaneous → p.29	J-WING@CCT2023 → p.35			Luncheon Seminar Kaneka Medix Corporation → p.35	Peripheral Case Presentation 3: Other → p.56	Coronary Case Competition Complication 2 → p.29	Peripheral Case Presentation 4: New technique → p.57					
Presentation Studio		Chinese Perspectives on Live Case Transmissions 2 Photron M&E Solutions Inc. / TERUMO Corporation → p.30	CTOCC@CCT → p.30						Digital Poster Session 2 → p.30					
Poster Booth I/II/III			Coronary Poster Session → p.30, 31					Coronary Poster Session → p.31, 32						
Room 6		EVT Live Case Transmission Toyohashi Heart Center "Featured Live" CANON MEDICALSYSTEMS CORPORATION "Featured Live" Philips Japan, Ltd. "Featured Live" CANON MEDICALSYSTEMS CORPORATION → p.54				Luncheon Seminar ASAHI INTECC CO., LTD. → p.54	EVT Live Case Transmission Toyohashi Heart Center "Featured Live" CANON MEDICALSYSTEMS CORPORATION → p.54		Coffee Break Session Medtronic Japan Co., Ltd. → p.54	EVT Live Case Transmission Toyohashi Heart Center "Featured Live" CANON MEDICALSYSTEMS CORPORATION → p.55				
Room 7		LEAD 2 → p.55	Complications Bail out → p.55	It's all up to you whether you make or break devices → p.55			CLTI 1 → p.56		CLTI 2 → p.56					
Room 8		Co-medical Program → p.70				Luncheon Seminar NIPRO CORPORATION → p.70	Co-medical Program → p.70, 71							
Room 9		Co-medical Program → p.71, 72				Luncheon Seminar Boston Scientific Japan K.K. → p.72	Co-medical Program → p.72							
Poster Booth A / B		Co-medical Poster Session → p.73												
Hands-on Seminar		Hands on and Training Center → p.77-82					Hands on and Training Center → p.77-81							

Saturday, October 21

	7:30	8:00	9:00	10:00	11:00	12:00	13:00	14:00	15:00	16:00	17:00	18:00	19:00	20:00	
Main Theater	Live Case Pre-discussion Session → p.36	PCI Live Case Transmission Ootakanomori Hospital "Petit Focus Live" Shimadzu Corporation "Special Focus Live" NIPRO CORPORATION → p.36					LIVE	Luncheon Seminar Abbott Medical Japan LLC → p.41	Ideal state of live courses → p.41						
Room 2		CIAT@CCT → p.36		Coffee Break Session Japanese only JSR Corporation → p.41	CCT Live Playback Session Session 2 Japanese only → p.41		LIVE Japanese only	Luncheon Seminar Boston Scientific Japan K. K. → p.41							
Room 3		IJCTO@CCT → p.37			SCJ@CCT2023: Video Live Demonstration of Slender PCI for complex lesion Japanese only → p.42										
Room 4		Complication → p.38			TCTAP@CCT → p.38				LIVE	Middle East Session → p.38					
Room 5		Coronary Case Competition Calcified Lesion → p.39		Coronary Case Competition Bifurcation Lesion/LMT → p.39		Peripheral Case Presentation 5: ALI+technique → p.60			Coronary Case Competition CTO 2 → p.40		Peripheral Nightmare in the cathlab → p.60				
Presentation Studio			Chinese Perspectives on Live Case Transmissions 3 NIPRO CORPORATION → p.40, 42		Chinese Case Discussion and Live Kaneka Medix Corporation → p.40, 42										
Room 6			EVT Live Case Transmission Kasukabe Chuo General Hospital → p.58					Luncheon Seminar TERUMO Corporation → p.58	LIVE EVT Live Case Transmission Kasukabe Chuo General Hospital → p.58						
Room 7		Master's Secret → p.59		Coffee Break Session Japanese only OrbusNeich Medical K.K. → p.59		Imaging modality Japanese only → p.59			Career building and EVT operator → p.59		EVUS guided EVT ASAHI INTECC CO.,LTD. → p.59				
Room 8			Co-medical Program → p.74					Luncheon Seminar → p.74	Co-medical Program → p.74						
Room 9			Co-medical Program → p.75					Luncheon Seminar BIOTRONIK Japan, Inc. → p.75	Co-medical Program → p.76						
Hands-on Seminar			Hands on and Training Center → p.77, 80-83												

Course Directors

Hiroshi Ando
Kasukabe Chuo General Hospital

Keisuke Hirano
Toyohashi Heart Center

Takuyuki Komoda
Toyohashi Heart Center

Yusuke Miyashita
Shinshu University/Nagano Red Cross Hospital

Shigeru Nakamura
Kyoto Katsura Hospital

Michinao Tan
Tokeidai Memorial Hospital

Kazushi Urasawa
Tokeidai Memorial Hospital

Hiroyoshi Yokoi
Fukuoka Sanno Hospital

Japanese Faculty

Hideaki Aihara
Tsukuba Medical Center Hospital

Hitoshi Anzai
SUBARU Health Insurance Ota Memorial Hospital

Kiyohito Arai
Saiseikai Kazo Hospital

Hiroshi Araki
Yokosuka General Hospital UWAMACHI

Yutaka Dannoura
Sapporo City General Hospital

Tatsuki Dojjiri
Yamato-Seiwa Hospital

Masahiko Fujihara
Kishiwada Tokushukai Hospital

Atsuki Fukae
Nagasaki Medical Center

Kuniyoshi Fukai
Omihachiman Community Medical Center

Masashi Fukunaga
Morinomiya Hospital

Sayaka Funabashi
Kyorin University

Atsushi Funatsu
Kyoto Katsura Hospital

Takuya Haraguchi
Sapporo Cardio Vascular Clinic

Yosuke Hata
Kansai Rosai Hospital

Naoki Hayakawa
Asahi General Hospital

Keiichi Hishikari
Yokosuka Kyosai Hospital

Kazunori Horie
Sendai Kousei Hospital

Koji Hozawa
New Tokyo Hospital

Kei Ichihashi
Ichinomiya Nishi Hospital

Osamu Iida
Kansai Rosai Hospital

Yuji Ikari
Tokai University School of Medicine

Masao Imai
Hyogo Prefectural Amagasaki General Medical Center

Yuki Imoto
Fukuoka Wajiro Hospital

Masanori Inoue
Keio University School of Medicine

Naoto Inoue
Tokyo Kamata Hospital

Taku Iwaki
Yokohama Sakae Kyosai Hospital

Yoshihiro Iwasaki
Omi Medical Center

Shuko Iwata
Tokeidai Memorial Hospital

Yo Iwata
Funabashi Municipal Medical Center

Hiroyuki Jinnouchi
Jichi Medical University Saitama Medical Center

Kentaro Jujo
Saitama Medical Center

Kenjiro Kaneko
Shin-yurigaoka General Hospital

Nobuhito Kaneko
Kasukabe Chuo General Hospital

Eiji Karashima
Shimonoseki City Hospital

Taku Kato
Kyoto Daiichi Red Cross Hospital

Tamon Kato
Shinshu University Hospital

Katsuhiko Kawaguchi
Komaki City Hospital

Osami Kawarada
Kawarada Cardio Foot Vascular Clinic

Masayoshi Kimura
Kimura Cardiovascular Clinic/Kyoto Kujo Hospital

Toshiniko Kishida
Saiseikai Yokohama City Eastern Hospital

Norihiro Kobayashi
Saiseikai Yokohama-City Eastern Hospital

Tomoko Kobayashi
Kyoto Katsura Hospital

Akio Kodama
Aichi Medical University

Shunsuke Kojima
Tokyo Bay Medical Center

Ryoji Koshida
Hoshi General Hospital

Akio Koyama
Toyota Memorial Hospital

Amane Kozuki
Osaka Saiseikai Nakatsu Hospital

Sosei Kuma
Kyushu Central Hospital

Katsuhiko Masamura
Nakamura Hospital

Takanobu Mitarai
St. Marianna University School of Medicine

Akira Miyamoto
Takatsu General Hospital

Itaru Miyazaki
Ageo Central General Hospital

Shinsuke Mori
Saiseikai Yokohama-City Eastern Hospital

Takayuki Naito
Aomori Kyoritsu Hospital

Tatsuya Nakama
Tokyo Bay Medical Center

Masato Nakamura
Toho University Ohashi Medical Center

Norihito Nakamura
Tokai University Hospital

Masatsugu Nakano
Tokyo General Hospital

Yoichi Nozaki
Hokko Memorial Hospital

Nobuhiko Ogata
Ageo Central General Hospital

Yukihisa Ogawa
Tokai University Hachioji Hospital

Shin Okamoto
Tokyo Rosai Hospital

Yuki Orimoto
Aichi Medical University

Shunsuke Ozaki
Moriyama Memorial Hospital

Shinya Sasaki
Saka General Hospital

Kei Sato
Mie University Hospital

Tadaya Sato
Saka General Hospital

Tomoyasu Sato
Tsuchiya General Hospital

Yuki Shima
Kurashiki Central Hospital

Takenobu Shimada
Osaka City University Graduate School of Medicine

Toshiro Shinke
Showa University

Norihiko Shinozaki
Asama General Hospital

Yoshiaki Shintani
Ageo Central General Hospital

Yoshimitsu Soga
Kokura Memorial Hospital

Nobuhiro Suematsu
Saiseikai Fukuoka General Hospital

Makoto Sugihara
Fukuoka University Hospital

Makoto Sumi
International University of Health and Welfare Hospital

Akinori Sumiyoshi
Sakurabashi Watanabe Hospital

Daisuke Sunaga
Hokkaido Cardiovascular Hospital

Kenji Suzuki
Tokyo Saiseikai Central Hospital

Emi Tajima
Tokyo General Hospital

Hiroki Takahashi
Yamagata University Faculty of Medicine

Katsutoshi Takayama
Kouseikai Takai Hospital

Tatsuro Takei
Tenyokai Central Hospital

Hideyuki Takimura
Tokyo General Hospital

Shin Takiuchi
Higashi Takarazuka Satoh Hospital

Shinji Tayama
NHO Kumamoto Medical Center

Yuta Terabe
Kasukabe Chuo General Hospital

Kazuki Tobita
Shonan Kamakura General Hospital

Takahiro Tokuda
Nagoya Heart Center

Yusuke Tomoi
Kokura Memorial Hospital

Sho Torii
Tokai University

Atsushi Tosaka
TOWN Homecare Clinic

Yoshinori Tsubakimoto
Japanese Red Cross Kyoto Daini Hospital

Taketsugu Tsuchiya
Kanazawa Medical University Hospital

Teppei Tsuji
Kagawa University

Tomoyuki Umemoto
Tokyo Medical and Dental University

Makoto Utsunomiya
TOWN Homecare Clinic Johnan

Kohei Yamaguchi
Saiseikai Yokohama City Eastern Hospital

Shinichiro Yamaguchi
Rakuwakai Marutamachi Hospital

Yoshito Yamamoto
Iwaki City Medical Center

Takehiro Yamashita
Sapporo Kojinkai Memorial Hospital

Yasutaka Yamauchi
Takatsu General Hospital

Naoki Yoshioka
Ogaki Municipal Hospital

Kan Zen
Kyoto Prefectural University of Medicine

(Alphabetical order)

International Faculty

Chao-Yun Cheng
National Cheng Kung University Hospital,
Taiwan, R.O.C.

Donghoon Choi
Yonsei University College of Medicine, Korea

Eric James Dippel
Vascular Institute of the Midwest, USA

Rafael Manvelyan
National Institute of Health, Armenia

Craig Walker
Cardiovascular Institute of the South, USA

(Alphabetical order)

Course Objectives

On behalf of the CCT2023 Peripheral, I would like to make a brief greeting.

As of May, 2023, COVID-19 was reclassified as a "Class 5" infectious disease, and with the deregulation, many academic meetings in Japan have begun to take a major step forward toward holding onsite meetings.

Under such circumstances, the CCT2023 Peripheral will be held in person at the Kobe International Exhibition Hall from Thursday, October 19 to Saturday, October 21, 2023.

Compared to recent meetings, which were mainly held online, we are very pleased to be able to meet many people in person and exchange information like in the past. We plan to have two rooms, one for live case transmissions and the other for scientific sessions. The main venue will be mainly used for live case transmissions all day long for three days; on the first day from Tokeidai Memorial Hospital, the second day from Toyohashi Heart Center and the last day from Kasukabe Chuo General Hospital.

In live case transmissions, we will basically pursue how to successfully treat difficult cases without complications that are difficult to treat in daily practice. "手技(Shu-gi)", the Japanese word of "procedure", consists of letters of "hand" and "techniques", and "手術(Shu-jutsu)", the Japanese word of "operation", consists of letters of "hand" and "methods". In order to achieve success in difficult cases, it is necessary to make full use of various techniques, and we would like to make the live case transmissions where you can actually see and learn "techniques" and "methods".

We believe that an addition in treatment choices in Japan by introducing atherectomy devices for use in the femoral below-the-knee artery area like foreign countries, is one of the most notable points of this year too. Regarding this topic, we would like to hear from overseas physicians who have a lot of experience in device usage prior to the use in Japan, about their actual experience and tips.

One of the greatest features of EVT performed in Japan is the availability of diagnostic devices that cannot be used overseas, such as IVUS, EVUS, OCT, and OFDI. We would also like to make the live case transmissions where you can actually learn how to use these devices and tips, and aiming to produce CCT's original live sessions that can make a difference from overseas meetings.

Other than live sessions, with participation of many young physicians in planning the program, we plan to offer "Video Live Sessions", case reports, and lectures that cross the boundaries between surgery, radiology and other departments. We hope to make these sessions useful for tomorrow's practice.

This will be the first fully onsite CCT to be held after the COVID-19 pandemic. We look forward to meeting you all in person in Kobe for the first time for a long time.

CCT2023 Representative Peripheral Course Director
Keisuke Hirano, M.D.

Thursday, October 19

Room 6

EVT Live Case Transmission

LIVE

**Live Transmission Site:
Tokeidai Memorial Hospital**

Operators

Kazushi Urasawa, Ryoji Koshida,
Hideyuki Takimura

9:00-10:10 **EVT Live Case Transmission 1**

Chairs

Hiroshi Ando, Takahiro Tokuda

Commentators

Hideaki Aihara, Hitoshi Anzai, Nobuhito Kaneko,
Yuki Shima, Sho Torii

Featured Live

Co-sponsored by
Philips Japan, Ltd.
Tokai Medical Products, Inc.

10:10-11:20 **EVT Live Case Transmission 2**

Chairs

Shigeru Nakamura, Nobuhiro Suematsu

Commentators

Hiroshi Araki, Masanori Inoue, Shin Okamoto,
Tepei Tsuji, Yoshiaki Shintani

Featured Live

Co-sponsored by
CANON MEDICAL SYSTEMS CORPORATION

Flash Presentation (In Japanese)

Brand New 14/18 SHIDEN HP- A new journey
Michinao Tan

Co-sponsored by
Kaneka Medix Corporation

11:20-12:30 **EVT Live Case Transmission 3**

Chairs

Koji Hozawa, Norihiko Shinozaki

Commentators

Masashi Fukunaga, Yoichi Nozaki, Tomoyasu Sato,
Takahiro Tokuda, Shinichiro Yamaguchi

Featured Live

Co-sponsored by
CANON MEDICAL SYSTEMS CORPORATION

Flash Presentation (In Japanese)

The reason why we select the Parent select
in Tokeidai Memorial Hospital
Michinao Tan

Co-sponsored by
Medikit Co., Ltd.

Luncheon Seminar

Japanese
only

12:45-13:45 **Radialアクセスが切り拓く EVTの新境地**

座長

安藤 弘

演者

複雑病変に対するTR-EVTのTips & Tricks
篠崎 法彦

ハイボリュームセンターがTRAを選択する理由
鱈居 祐輔

TRIにおける18システムの有効性

良永 真隆

共催：コーディスジャパン合同会社

EVT Live Case Transmission

LIVE

**Live Transmission Site:
Tokeidai Memorial Hospital**

Operators

Kazushi Urasawa, Michinao Tan

14:00-15:30 **EVT Live Case Transmission 4**

Chairs

Yoshinori Tsubakimoto, Yoshito Yamamoto,
Rafael Manvelyan

Commentators

Kuniyoshi Fukai, Katsuhiko Kawaguchi,
Makoto Sugihara, Makoto Utsunomiya

Featured Live

Co-sponsored by
Philips Japan, Ltd.

Coffee Break Session

15:45-16:25 **Brand New 14/18SHIDEN HP
わたしの思う取説**

座長

飛田 一樹

早川 直樹

演者

飛田 一樹

早川 直樹

共催：株式会社カネカメディックス

16:40-18:00 **EVT Live Case Transmission 5**

Chairs

Kazunori Horie, Taketsugu Tsuchiya

Commentators

Masao Imai, Yuki Imoto, Toshihiko Kishida,
Katsuhiko Masamura, Daisuke Sunaga

Featured Live

Co-sponsored by
Tokai Medical Products, Inc.

Room 7

9:00-10:00 一針穿石；石灰化をこれで穿っ！

Japanese only

座長
杉原 充
平野 敬典

コメンテーター
新井 清仁
岩田 曜
竹井 達郎

演者
最強だと思います、Brockenbrough
伊元 裕樹

金属針を駆使して石灰化結節病変を攻略する
早川 直樹

水圧を用いた新たな石灰化治療法
-Fracking technique-
原口 拓也

10:10-11:10 IVUSガイド3Dワイヤリングを極めよう！

Japanese only

座長
椿本 恵則
山本 義人

コメンテーター
上月 周
滝内 伸
深井 邦剛
毛利 晋輔

演者
EVUS x IVUSで3Dワイヤリング
原口 拓也

IVUSガイドBTKインターベンション
早川 直樹

EVTでの3Dワイヤリング、すべて教えます！
住吉 晃典

11:15-12:35 FP intervention update (各deviceのMid- and Long-term の成績,現状での使い分け)

Japanese only

座長
安藤 弘
平野 敬典

パネリスト
加藤 太門
佐々木 伸也
杉原 充
土谷 武嗣

演者
Drug coated balloons
堀江 和紀

Drug eluting stents
岩田 曜

Inter woven stent
金子 喜仁

Stent graft
飛田 一樹

14:00-15:30 EVTの難敵・石灰化を如何に攻略するか？

Japanese only

座長
佐藤 友保
早川 直樹

コメンテーター
伊元 裕樹
島 裕樹
島田 健晋
吉岡 直輝

演者
How to manage the HBR patients
鱈居 祐輔

How to imagine the pathology from OFDI
陣内 博行

How to crack the calcification - Fracking technique -
原口 拓也

How to penetrate the calcification - Winner technique -
徳田 尊洋

How to debulk the peripheral calcification - Jetstream -
畑 陽介

How to maximize the potential of scaffold for calcified lesions
飛田 一樹

16:40-18:00 LEADの類似疾患の診断, 治療

Japanese only

座長
井上 政則
児玉 章朗

コメンテーター
小川 普久
折本 有貴
小山 明男
墨 誠

演者
Arteriovenous malformation
井上 政則

膝窩動脈捕促症候群
折本 有貴

膝窩動脈外膜嚢腫
墨 誠

膝窩動脈瘤
小山 明男

バージャー病
児玉 章朗

遺残坐骨動脈瘤
小川 普久

Room 5

Case Presentation

14:00-15:00 **Case Presentation 1: CLTI**

Chairs

Masashi Fukunaga, Nobuhito Kaneko

Commentators

Shunsuke Ozaki, Yuta Terabe

Presenters

Can we win without fighting? A Case of Severe Small Artery Disease

Yusuke Sato (University of Fukui Hospital, Japan)

A case of the treatment with a wound after the Boyd amputation

Eiji Karashima (Shimonoseki City Hospital, Japan)

Successful revascularization for chronic limb threatening ischemia required inframalleolar thrice distal puncture in a single session

Tetsuya Nomura (Kyoto Chubu Medical Center, Japan)

A Case of Wingman Transection in a Severely Calcified Below The Knee Lesion

Kohei Yamaguchi

(Saiseikai Yokohama City Eastern Hospital, Japan)

Fractured balloon tip by needle puncture for arteriovenous fistula (AVF) creation procedure for patients with chronic limb-threatening ischemia (CLTI)

Yasutaka Yamauchi (Takatsu General Hospital, Japan)

A Case of Effective Deep Venous Arterialization through A Distal Bypass Graft in a Dialysis Patient with Non-healing Wound following Transmetatarsal Amputation

Tomonari Takagi (Takatsu General Hospital, Japan)

16:40-17:30 **Case Presentation 2: EVT**

Chairs

Kenji Suzuki, Kan Zen

Commentators

Hideaki Aihara, Nobuhiro Suematsu

Presenters

"Way back into the true lumen"-inflated balloon during reverse CART technique

Jian-Kuan Yeh

(National Cheng Kung University Hospital, Taiwan, R. O. C.)

Severely calcified CFA

Po Hsueh Su

(National Cheng Kung University Hospital, Taiwan, R. O. C.)

Successful bidirectional approach for three consecutive total occlusions at left CFA, distal SFA and popliteal artery, complicated by extravasation with bail-out covered stent deployment

Yi-Pan Li

(National Cheng Kung University Hospital, Taiwan, R. O. C.)

SFA total occluded with spontaneous dissection

Szu-Chi Chien

(Changhua Christial Hospital, Taiwan, R. O. C.)

The Challenge of Totally Occluded Iliac Ostium with Pseudo-Stump

Yangyoun Lee

(Severance Cardiovascular Hospital, Korea)

Exhibition Booth III**Poster Session****14:30-15:30 Session 1****Chair***Shinsuke Mori***Presenters**

- P-02 Outcomes and risk factors associated with drug-coated balloon therapy in hemodialysis patients with femoropopliteal artery disease
Ryuta Ito (Nagoya Kyoritsu Hospital, Japan)
- P-03 Comparison of Three-Year Outcome following Zilver PTX Drug Coated Stent Bounded by ZEPHYR Trial
Shuheji Uchida (Shonan Kamakura General Hospital, Japan)
- P-04 Safety and efficacy of intra-arterial catheter-directed thrombolysis using urokinase for Japanese patients with peripheral artery thrombosis
Hirokazu Miyashita (Shonan Kamakura General Hospital, Japan)
- P-05 Cilostazol Improves Clinical Outcomes of Patients with Chronic Limb-threatening Ischemia Following Endovascular Therapy
Takayoshi Yamashita (Shonan Kamakura General Hospital, Japan)
- P-06 Applicability and Prognostic Implication of the COMPASS Criteria and ARC-HBR Criteria in Patients with Peripheral Artery Disease
Ying-Chang Tung (Linkou Chang Gung Memorial Hospital, Taiwan, R.O.C.)
- P-07 Nitric Oxide releasing Nanofiber Stimulates Revascularization in Response to Ischemia via cGMP dependent protein kinase
Weon Kim (Kyung Hee University Hospital, Korea)

Friday, October 20

Room 6

EVT Live Case Transmission

LIVE

**Live Transmission Site:
Toyohashi Heart Center**

Operators

Takahiro Tokuda, Naoki Hayakawa,
Yoshinori Tsubakimoto

9:00-10:10 **EVT Live Case Transmission 6**

Chairs

Takuya Haraguchi, Makoto Sugihara

Commentators

Eric James Dippel, Kei Ichihashi, Shuko Iwata,
Masatsugu Nakano, Shunsuke Ozaki

Featured Live

Co-sponsored by
CANON MEDICAL SYSTEMS CORPORATION

10:10-11:20 **EVT Live Case Transmission 7**

Chairs

Michinao Tan, Kan Zen

Commentators

Tatsuki Dojiri, Atsushi Funatsu, Kazunari Horie,
Yo Iwata, Craig Walker

Featured Live

Co-sponsored by
Philips Japan, Ltd.

11:20-12:30 **EVT Live Case Transmission 8**

Chairs

Amane Kozuki, Masato Nakamura

Commentators

Keiichi Hishikari, Taku Kato, Masayoshi Kimura,
Shin Takeuchi, Yusuke Tomoi

Featured Live

Co-sponsored by
CANON MEDICAL SYSTEMS CORPORATION

Flash Presentation

Are all DCBs the same?
Shinsuke Mori

What is a trusted finalize device?
Koji Hozawa

Co-sponsored by
Boston Scientific Japan K. K.

Luncheon Seminar

Japanese
only

12:45-13:45 **My Best EVT Guide Wire Selection for
Complex Lesion ~Advantages of New
ASAHI EVT Guide Wire~**

座長

山本 義人

演者

CROSSLEAD series-Extreme GW
performance for sturdy lesions of peripheral
arterial disease-

越田 亮司

My Best EVT Guide Wire Selection for BTK
Complex Lesion

上月 周

共催：朝日インテック株式会社

EVT Live Case Transmission

LIVE

**Live Transmission Site:
Toyohashi Heart Center**

Operators

Keisuke Hirano, Shigeru Nakamura

14:00-15:30 **EVT Live Case Transmission 9**

Chairs

Yusuke Miyashita, Michinao Tan, Donghoon Choi

Commentators

Tamon Kato, Toshihiko Kishida, Takanobu Mitarai,
Shinsuke Mori, Shinya Sasaki, Tomoyuki Umemoto

Featured Live

Co-sponsored by
CANON MEDICAL SYSTEMS CORPORATION

Flash Presentation

My experience using Atherectomy
Kazuki Tobita

Co-sponsored by
Boston Scientific Japan K. K.

Coffee Break Session

Japanese
only

15:45-16:25 **IN.PACT Admiral の複雑病変における価値**

座長

丹 通直

演者

IN.PACT Admiral data @ Restenosis

鱈居 祐輔

IN.PACT Admiral data @ CTO & Long lesion

小出 正洋

共催：日本メドトロニック株式会社

EVT Live Case Transmission

LIVE

Live Transmission Site: Toyohashi Heart Center

Operators

Keisuke Hirano, Shigeru Nakamura

16:40-18:00 EVT Live Case Transmission 10

Chairs

Kazushi Urasawa, Shinsuke Mori

Commentators

Itaru Miyazaki, Shin Okamoto, Akinori Sumiyoshi,
Hideyuki Takimura, Naoki Yoshioka

Featured Live

Co-sponsored by

CANON MEDICAL SYSTEMS CORPORATION

Flash Presentation (In Japanese)

Dive into the Future! Low-Invasive Care with TRA!!
Naoki Hayakawa

Co-sponsored by

Cordis Japan G. K.

Room 7

9:00-10:00 LEADでキャリアをLEADする

Japanese
only

座長

浦澤 一史

飛田 一樹

コメンテーター

岩崎 義弘

島田 健晋

檀浦 裕

山口 航平

演者

ハイボリュームセンターからLEADする

堀江 和紀

訪問診察からLEADする

登坂 淳

大学+病理からLEADする

鳥居 翔

LEADを、LEADする

曾我 芳光

10:10-11:10 合併症 Bail out

Japanese
only

座長

佐藤 友保

墨 誠

コメンテーター

折本 有貴

金子 健二郎

隈 宗晴

演者

止血デバイスの合併症とその治療

折本 有貴

血管穿孔、血管破裂の治療

佐藤 友保

穿刺部仮性瘤の治療

隈 宗晴

ステントグラフト閉塞によるALI

金子 健二郎

EVAR時の分枝塞栓

墨 誠

11:20-12:20 It's all up to you whether you make or break devices:device,生かすも殺すも術者次第 (各deviceのbest and worst case)

Japanese
only

座長

安藤 弘

浦澤 一史

パネリスト

岩田 周耕

鈴木 健之

曾我 芳光

仲間 達也

演者

Jetstream-Better is the enemy of good?

丹 通直

ELCA: Seeing is believing?

堀江 和紀

Wingman

檀浦 裕

Crosser

加藤 太門

14:00-15:30

出来るか出来ないかじゃない。
やるかやらないかだ！～CLTIの治療を
するなら知っておくべき創傷の話～

Japanese
only

座長

宇都宮 誠
金子 喜仁
寺部 雄太
福永 匡史

ディスカッサー

小島 俊輔
小林 範弘
蒺田 拓之
舩津 篤史
山内 靖隆

演者

免荷
金子 喜仁

伝達麻酔

寺部 雄太

創傷処理・処置

福永 匡史

多職種連携・緩和

宇都宮 誠

16:30-17:30

俺の二刀流

Japanese
only

座長

寺部 雄太
福永 匡史

パネリスト

梅本 朋幸
尾崎 俊介
加藤 拓
須永 大介
舟橋 紗耶華

プレゼンター

EVTと創傷治療
岩崎 義弘

EVTとNST

金子 喜仁

EVTと訪問診療

宇都宮 誠

Room 5

Case Presentation

14:00-15:00 Case Presentation 3: Other

Chairs

Tomoyasu Sato, Katsutoshi Takayama

Commentators

Chao-Yun Cheng, Norihiko Shinozaki

Presenters

Successful endovascular treatment for chronic long occlusion of the internal carotid artery: a case report
Takeshi Wada (Kouseikai Takai Hospital, Japan)

Two cases of Aortic Arch Disease treated with Fenestrated Aortic Arch Stent Graft(FASG)

Han Cheol Lee
(Pusan National University Hospital, Korea)

A case of re-occlusion due to residual dissection after EVAR for occlusion of right iliac artery caused by chronic dissection of abdominal aorta

Shunsuke Kamei
(Tokai University Hachioji Hospital, Japan)

MitraClip Single-Leaflet Detachment and Consequent Migration in Atrial Functional Mitral Regurgitation

Yong-Joon Lee
(Yonsei University College of Medicine, Korea)

Unrelenting Compression: Recurrent occlusion of the left subclavian vein due to compression by the aorta and sternum

Hao-Yun Lo
(National Taiwan University Hospital Hsin-Chu Branch, Taiwan, R. O. C.)

16:40-17:40 **Case Presentation 4: New technique**

Chairs

Koji Hozawa, Amane Kozuki

Commentators

Atsushi Funatsu, Tamon Kato

Presenters

Easy and Secure Switch Back Technique from the One Puncture Site of Common Femoral Artery
Kazuki Tobita

(Shonan Kamakura General Hospital, Japan)

A case of IVUS-guided wiring revascularization for a chronic total occlusion from the superficial femoral artery to below the knee lesion

Hiromi Miwa (Asahi General Hospital, Japan)

Efficacy of EXCAVATOR technique during endovascular therapy for below-the-knee lesion with no outflow in chronic limb-threatening ischemia patient

Tomoya Fukagawa

(Saiseikai Yokohama City Eastern Hospital, Japan)

A case of detached large calcified nodule during debulking by forceps successfully bailed out by nodule relocation using Fogarty catheter

Tomoyasu Sato (Tsuchiya General Hospital, Japan)

Combination therapy with JET STREAM and Aggressive Wire Recanalization in Calcified Atheroma and Dilatation (ARCADIA) Technique for eccentric heavy calcified plaques

Yuki Suzuka (Toyohashi Heart Center, Japan)

JETstream With 0.014 inch guidewire pull-through system (JETWING) technique

Shuko Iwata (Tokeidai Memorial Hospital, Japan)

Saturday, October 21

Room 6

EVT Live Case Transmission

LIVE

**Live Transmission Site:
Kasukabe Chuo General Hospital**

Operators

Kazunori Horie, Hiroshi Ando

Imaging Commentator

Yoshito Yamamoto

9:00-10:30 **EVT Live Case Transmission 11**

Chairs

Akira Miyamoto, Hideyuki Takimura

Commentators

Yutaka Dannoura, Taku Iwaki, Takenobu Shimada,
Craig Walker, Kohei Yamaguchi

10:30-12:30 **EVT Live Case Transmission 12**

Chairs

Osamu Iida, Naoto Inoue, Rafael Manvelyan

Commentators

Eric James Dippel, Kentaro Jujo, Eiji Karashima,
Shunsuke Kojima, Takahiro Tokuda

Flash Presentation (In Japanese)

Potential of the new Aperta NSE® PTA
Takahiro Tokuda

Co-sponsored by
NIPRO CORPORATION

Luncheon Seminar

Japanese
only

12:45-13:45 **LEAD治療のEntry Site Managementを
考える ~Which is the best for your patient?
Slenguide vs Destination, Manual vs VCD~**

座長

曾我 芳光

演者

Enhanced EVT with TRI and Destination Slender
飛田 一樹

LEAD治療に標準化した低侵襲治療

滝村 英幸

確実な止血デバイスを使いこなす！

市橋 敬

共催：テルモ株式会社

EVT Live Case Transmission

LIVE

**Live Transmission Site:
Kasukabe Chuo General Hospital**

Operators

Yusuke Miyashita, Makoto Sugihara, Hiroshi Ando

Imaging Commentator

Yoshito Yamamoto

14:00-15:00 **EVT Live Case Transmission 13**

Chairs

Yoshimitsu Soga, Takehiro Yamashita

Commentators

Tomoko Kobayashi, Nobuhiko Ogata,
Shinji Tayama, Kazuki Tobita, Atsushi Tosaka

Flash Presentation (In Japanese)

Safe and effective use of Atherectomy
~What is SLOW? ~
Keisuke Hirano

Co-sponsored by
Boston Scientific Japan K. K.

15:00-16:00 **EVT Live Case Transmission 14**

Chairs

Naoki Hayakawa, Masahiko Fujihara

Commentators

Atsuki Fukae, Takayuki Naito, Kei Sato,
Tatsuro Takei, Yasutaka Yamauchi

Flash Presentation

What is effective lesion preparation?
Yoshimitsu Soga

Co-sponsored by
Boston Scientific Japan K. K.

16:00-17:00 **EVT Live Case Transmission 15**

Chairs

Ryoji Koshida, Kenji Suzuki

Commentators

Sayaka Funabashi, Akio Koyama,
Norihiro Nakamura, Yukihisa Ogawa, Tadayo Sato

Room 7

9:00-10:20 百戦錬磨の猛者はこう切り抜けた!! その引き出しを覗き見る

Japanese only

座長

伊元 裕樹
臈居 祐輔

コメンテーター

相原 英明
新井 清仁
辛島 詠士

演者

no option CLTIに挑む
毛利 晋輔

Two Recanalization Techniques for Extreme Complex FP Lesion -Snare Piercing Technique & Virtual PQ bypass-

飛田 一樹

困難な症例を切り抜けるのに考え方を深掘りする
徳田 尊洋

膝窩動脈、石灰化閉塞病変への苦悩
土井尻 達紀

Coffee Break Session

Japanese only

10:40-11:20 後継品の真価（進化）は如何に!?

座長

藤原 昌彦

演者

The Legend of Teleport
曾我 芳光

The Legend of JADE
越田 亮司

共催：オーバースネイチメディカル株式会社

11:30-12:30 実臨床に活かす imaging modality

Japanese only

座長

中村 茂
藤原 昌彦

コメンテーター

上月 周
滝村 英幸
中村 則人
早川 直樹

演者

Imaging modalityで見ているものは？
中村 則人

EVUSを活かす方法
滝村 英幸

IVUSを活かす方法
早川 直樹

OFDIを活かす方法
上月 周

14:00-15:30 EVTオペレータのキャリアを考える

Japanese only

座長

浦澤 一史
上月 周

コメンテーター

岩崎 義弘
尾崎 俊介
鈴木 健之
椿本 恵則

演者

急性期病院から在宅医療へ
木村 雅喜

そこにやりたいことはあるのか？
- いろいろやりたい若者へ
重城 健太郎

ハイボリュームセンターからの独立と新施設の
立ち上げ
滝村 英幸

二刀流術者としてのこれから
越田 亮司

15:30-17:00 EVUSガイドEVTのA to Z

Japanese only

座長

平野 敬典
原口 拓也

コメンテーター

滝村 英幸
徳田 尊洋
毛利 晋輔

演者

EVUSと私
毛利 晋輔

ソノグラファーと私
徳田 尊洋

左手と私
滝村 英幸

ワトソン君と私
平野 敬典

共催：朝日インテック株式会社

Room 5

Case Presentation

11:30-12:30 **Case Presentation 5: ALI+ technique**

Chairs

Akira Miyamoto, Nobuhiko Ogata

Commentators

Tatsuki Doijiri, Taku Kato

Presenters

A case of acute arterial occlusion with bilateral CFA, SFA, and BK occlusive lesions treated by using R2P system

Shigeyasu Tsuda (Kita-Harima Medical Center, Japan)

Successful percutaneous thrombectomy of below-knee artery thrombus using a biopsy forceps

Toshinori Ko

(Nippon Medical School Musashikosugi Hospital, Japan)

Dual retrograde tibial access thrombectomy for acute limb ischemia

Kei Ichihashi (Ichinomiya-Nishi Hospital, Japan)

A case of puncture site stenosis with lotus root-like appearance after endovascular therapy using the R2P system

Hideo Tsubata

(Kyoto Prefectural University of Medicine, Japan)

A case of refractory treatment due to very hard nodular calcification

Shinya Ichihara (Asahi General Hospital, Japan)

A case of acute and chronic ruptured aneurysm after three times endovascular therapy with paclitaxel devices for popliteal artery occlusion

Emi Tajima (Tokyo General Hospital, Japan)

15:50-17:00 **Nightmare in the cathlab**

Chairs

Yuji Ikari, Shigeru Nakamura

Commentators

Kentaro Jujo, Shin Okamoto

Presenters

A superficial femoral artery pseudoaneurysm after transcatheter peripheral vascular "bypass" for superficial femoral artery chronic total occlusion

Li-Ying Yu

(Tainan Hospital, Ministry of Health and Welfare, Taiwan, R. O. C.)

Failure of unavoidable CFA stenting for long segment thrombotic lesions and bailout with two stents

Shoichiro Furukawa (Oita Prefectural Hospital, Japan)

A Case of Multiple Bleeding Complications Following Treatment for Acute Myocardial Infarction

Tatsuto Kawaguchi

(Shonan Kamakura General Hospital, Japan)

A BK intervention case of balloon stack and thrombosis simultaneously: Misfortunes never come singly

Takashi Miwa (Tokeidai Memorial Hospital, Japan)

